U.S. Drought Monitor

Pacific

June 14, 2022

(Released Thursday, Jun. 16, 2022)

Valid 8 a.m. EDT

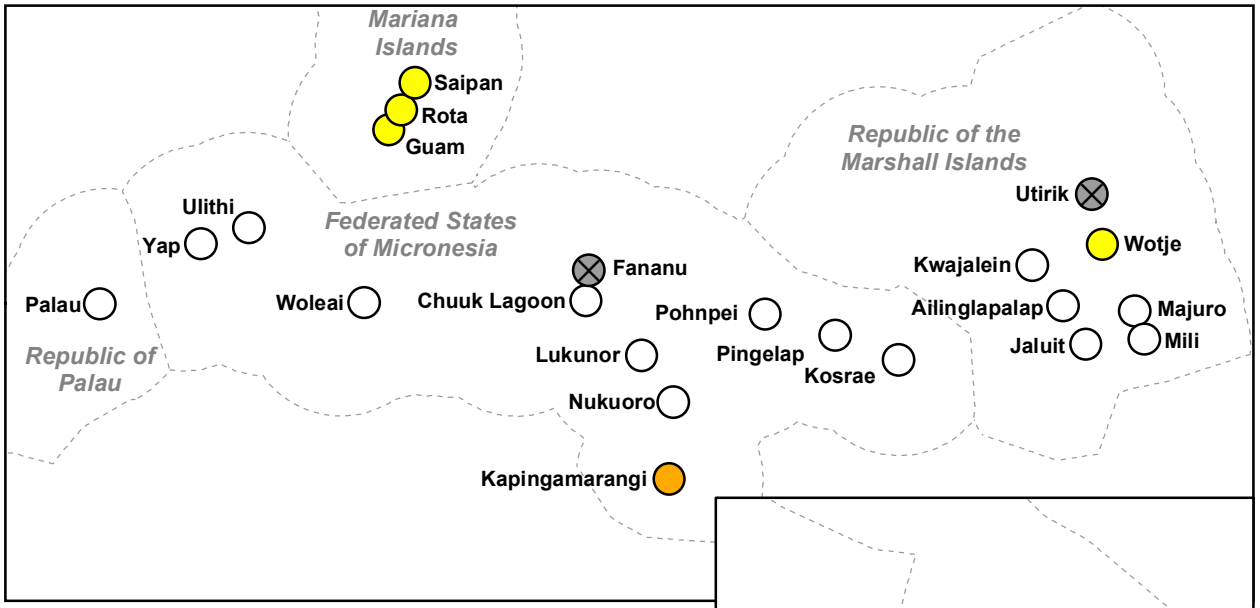

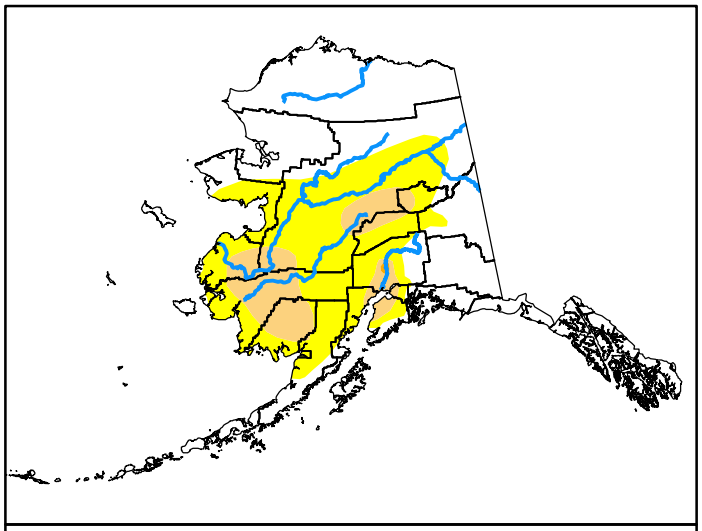



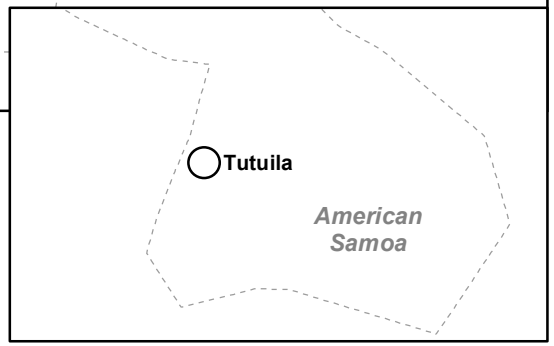

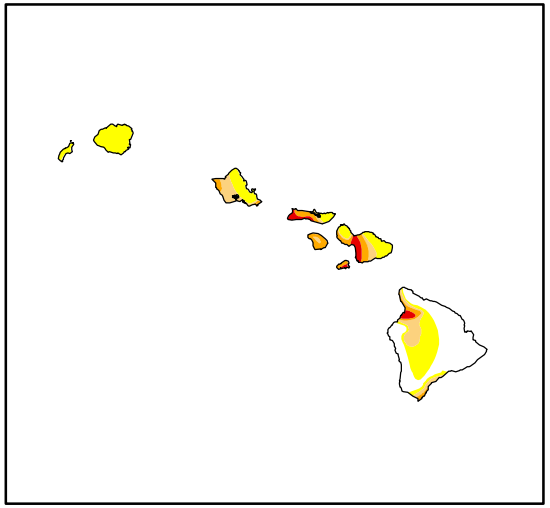

Drought Conditions (Percent Area)

	None	D0-D4	D1-D4	D2-D4	D3-D4	D4
Current	55.34	44.66	11.94	0.24	0.04	0.00
Last Week *06-07-2022*	62.78	37.22	1.78	0.14	0.03	0.00
3 Months Ago *03-15-2022*	98.93	1.07	0.82	0.31	0.00	0.00
Start of Calendar Year *01-04-2022*	99.98	0.02	0.00	0.00	0.00	0.00
Start of Water Year *09-28-2021*	99.36	0.64	0.41	0.22	0.07	0.00
One Year Ago *06-15-2021*	85.26	14.74	0.28	0.05	0.00	0.00

Note: Statistics do not include areas represented by points.

Intensity:

- None
- D0 Abnormally Dry
- D1 Moderate Drought
- D2 Severe Drought
- D3 Extreme Drought
- D4 Exceptional Drought

The Drought Monitor focuses on broad-scale conditions. Local conditions may vary. For more information on the Drought Monitor, go to https://droughtmonitor.unl.edu/About.aspx

U.S. and Puerto Rico Author:
Adam Hartman
NOAA/NWS/NCEP/CPC

Pacific Islands and Virgin Islands Author:
Adam Hartman
NOAA/NWS/NCEP/CPC

droughtmonitor.unl.edu