U.S. Drought Monitor

Pacific

December 6, 2022

(Released Thursday, Dec. 8, 2022)

Valid 7 a.m. EST

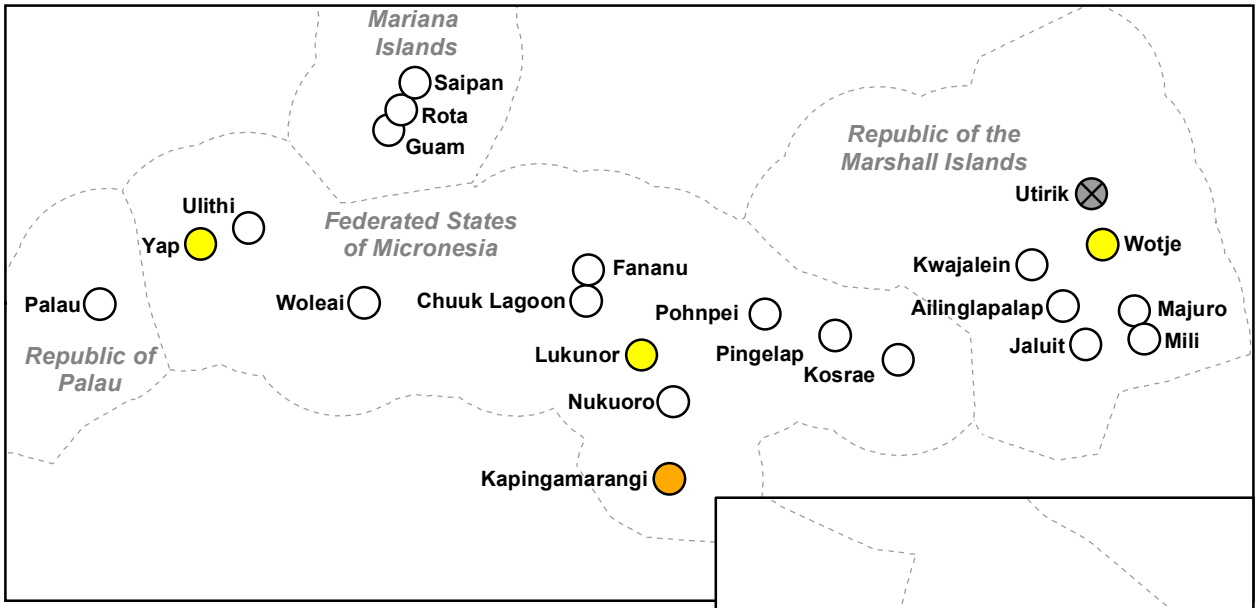

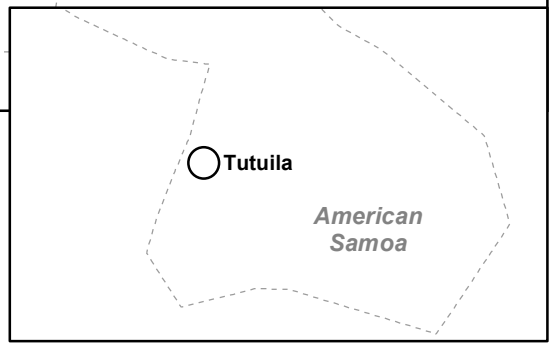

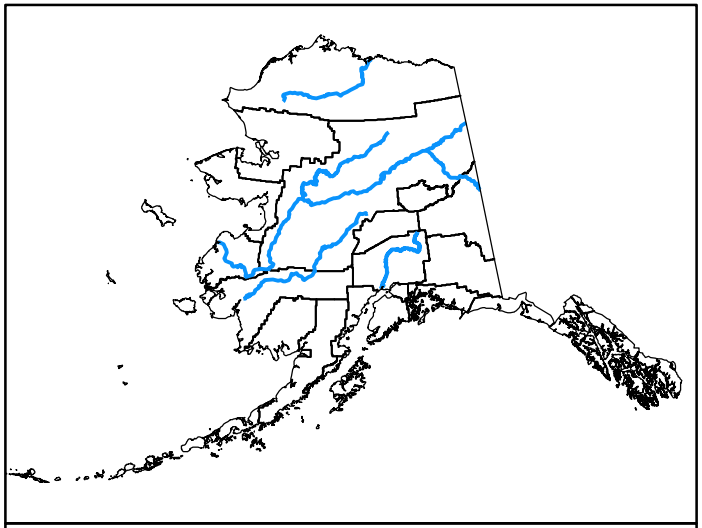



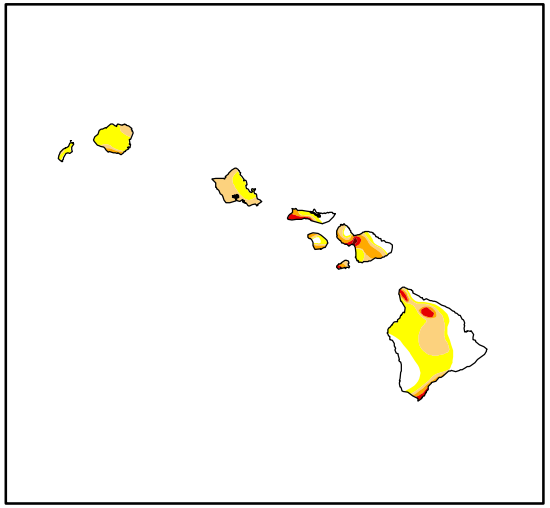

Drought Conditions (Percent Area)

	None	D0-D4	D1-D4	D2-D4	D3-D4	D4
Current	99.22	0.78	0.38	0.12	0.04	0.00
Last Week *11-29-2022*	99.38	0.62	0.32	0.11	0.03	0.00
3 Months Ago *09-06-2022*	98.30	1.70	1.01	0.35	0.08	0.02
Start of Calendar Year *01-04-2022*	99.98	0.02	0.00	0.00	0.00	0.00
Start of Water Year *09-27-2022*	98.21	1.79	0.87	0.55	0.05	0.00
One Year Ago *12-07-2021*	98.93	1.07	0.61	0.31	0.11	0.02

Note: Statistics do not include areas represented by points.

Intensity:

- None
- D0 Abnormally Dry
- D1 Moderate Drought
- D2 Severe Drought
- D3 Extreme Drought
- D4 Exceptional Drought

The Drought Monitor focuses on broad-scale conditions. Local conditions may vary. For more information on the Drought Monitor, go to https://droughtmonitor.unl.edu/About.aspx

U.S. and Puerto Rico Author:
David Simeral
Western Regional Climate Center

Pacific Islands and Virgin Islands Author:
David Simeral
Western Regional Climate Center

droughtmonitor.unl.edu