U.S. Drought Monitor

Pacific

February 7, 2023

(Released Thursday, Feb. 9, 2023)

Valid 7 a.m. EST

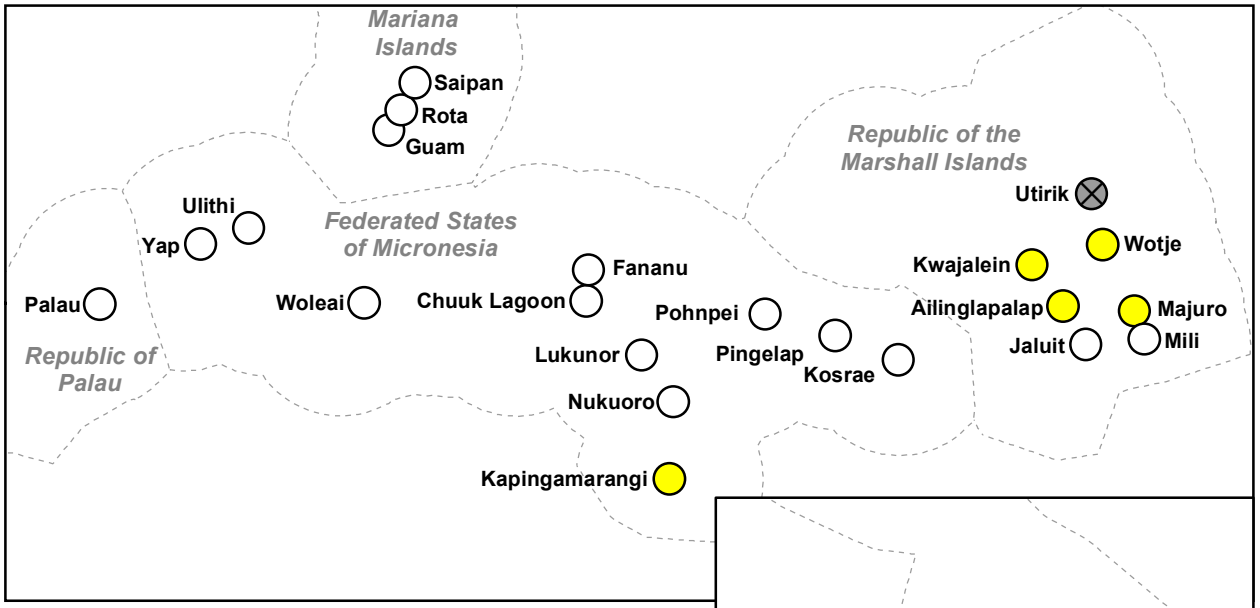

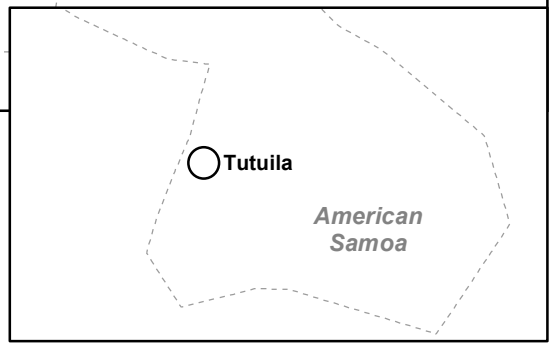

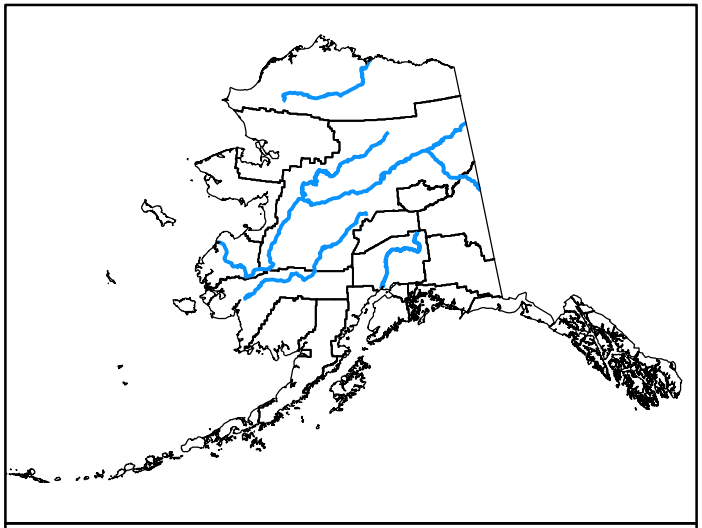



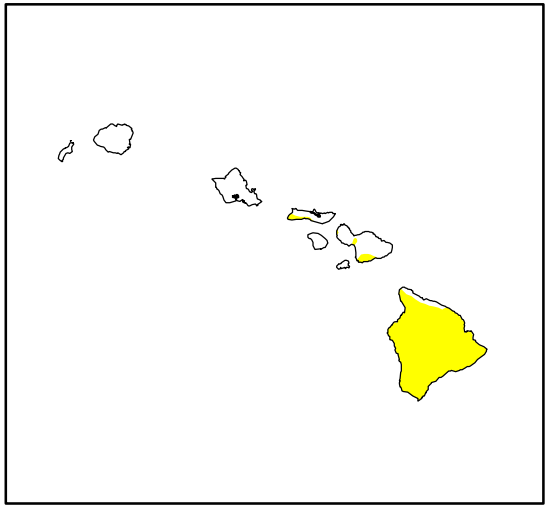

Drought Conditions (Percent Area)

	None	D0	D1	D2	D3	D4
Current	99.32	0.68	0.00	0.00	0.00	0.00
Last Week *01-31-2023*	99.18	0.62	0.20	0.00	0.00	0.00
3 Months Ago *11-08-2022*	99.38	0.30	0.21	0.08	0.03	0.00
Start of Calendar Year *01-03-2023*	99.58	0.30	0.08	0.04	0.00	0.00
Start of Water Year *09-27-2022*	98.21	0.92	0.32	0.50	0.04	0.00
One Year Ago *02-08-2022*	98.93	0.15	0.90	0.03	0.00	0.00

Note: Statistics do not include areas represented by points.

Intensity:

- None
- D0 Abnormally Dry
- D1 Moderate Drought
- D2 Severe Drought
- D3 Extreme Drought
- D4 Exceptional Drought

The Drought Monitor focuses on broad-scale conditions. Local conditions may vary. For more information on the Drought Monitor, go to https://droughtmonitor.unl.edu/About.aspx

U.S. and Puerto Rico Author:
Brian Fuchs
National Drought Mitigation Center

Pacific Islands and Virgin Islands Author:
Brian Fuchs
National Drought Mitigation Center

droughtmonitor.unl.edu