U.S. Drought Monitor

Pacific

June 6, 2023

(Released Thursday, Jun. 8, 2023)

Valid 8 a.m. EDT

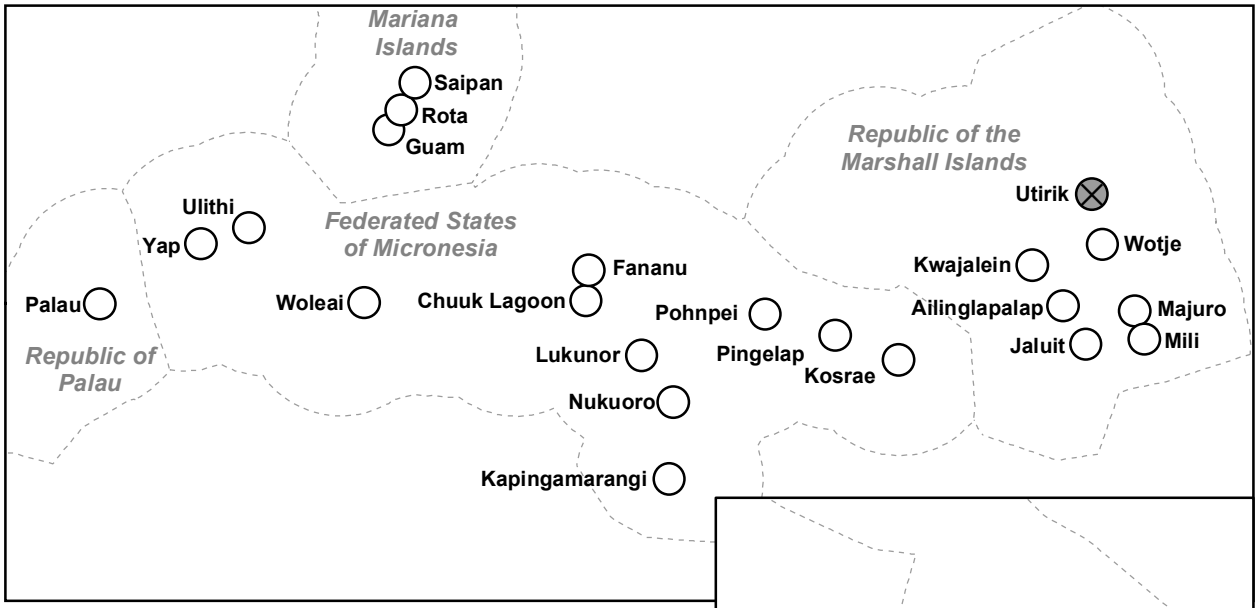

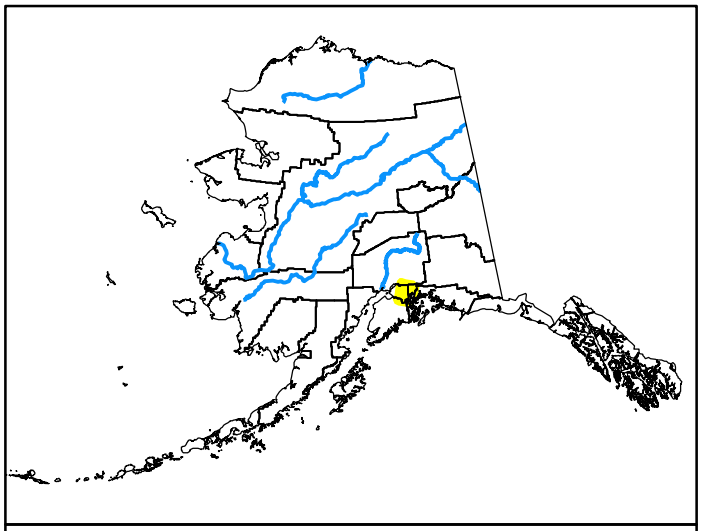



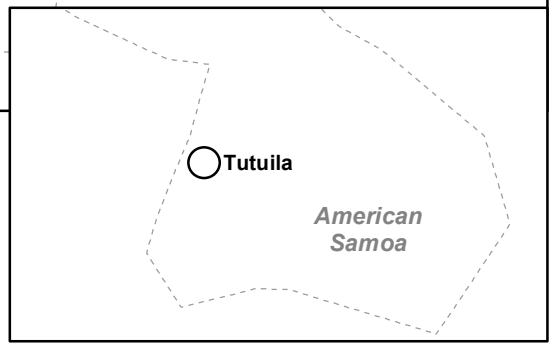

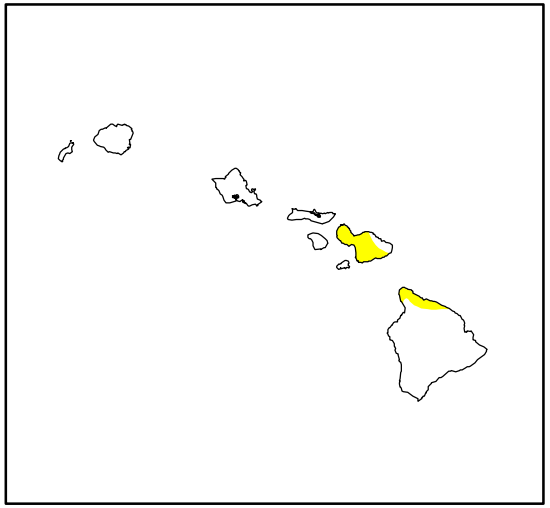

Drought Conditions (Percent Area)

	None	D0	D1	D2	D3	D4
Current	99.18	0.82	0.00	0.00	0.00	0.00
Last Week *05-30-2023*	99.85	0.15	0.00	0.00	0.00	0.00
3 Months Ago *03-07-2023*	100.00	0.00	0.00	0.00	0.00	0.00
Start of Calendar Year *01-03-2023*	99.58	0.30	0.08	0.04	0.00	0.00
Start of Water Year *09-27-2022*	98.21	0.92	0.32	0.50	0.04	0.00
One Year Ago *06-07-2022*	62.78	35.44	1.64	0.11	0.03	0.00

Note: Statistics do not include areas represented by points.

Intensity:

- None
- D0 Abnormally Dry
- D1 Moderate Drought
- D2 Severe Drought
- D3 Extreme Drought
- D4 Exceptional Drought

The Drought Monitor focuses on broad-scale conditions. Local conditions may vary. For more information on the Drought Monitor, go to https://droughtmonitor.unl.edu/About.aspx

U.S. and Puerto Rico Author:
Lindsay Johnson
National Drought Mitigation Center

Pacific Islands and Virgin Islands Author:
Lindsay Johnson
National Drought Mitigation Center

droughtmonitor.unl.edu