U.S. Drought Monitor

Pacific

September 26, 2023

(Released Thursday, Sep. 28, 2023)

Valid 8 a.m. EDT

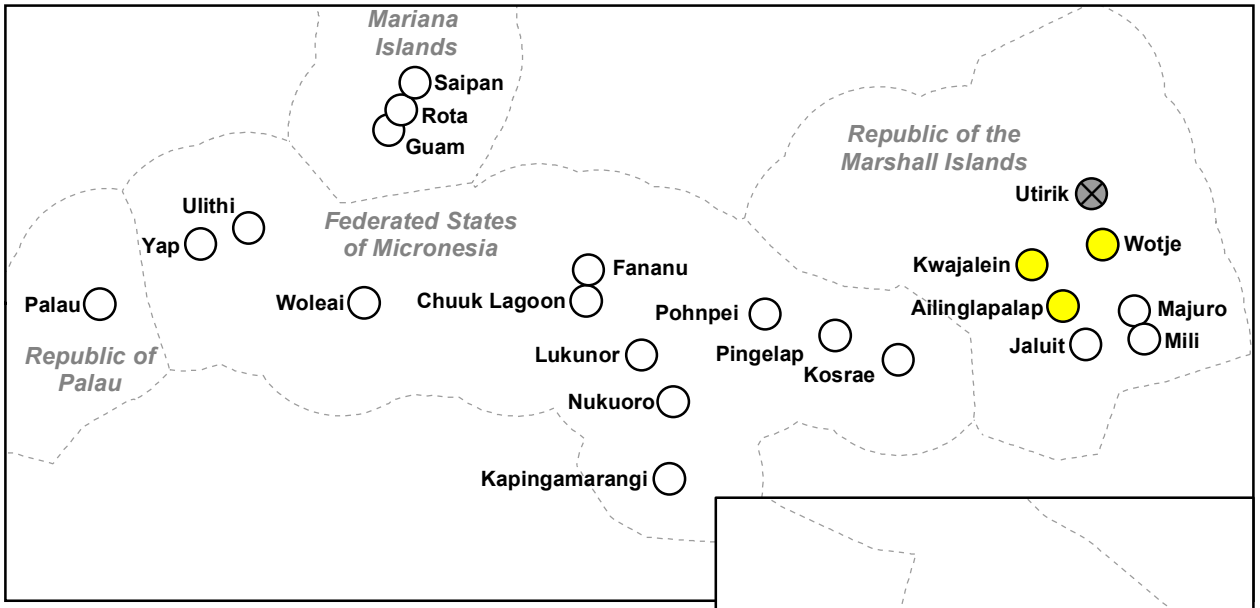

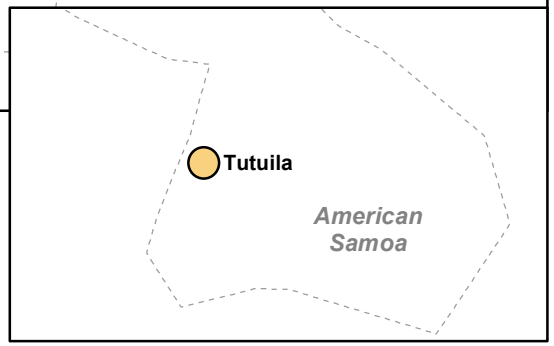

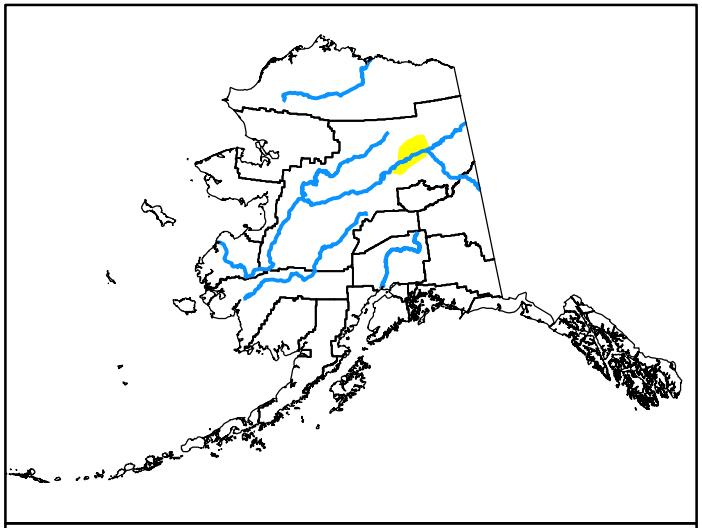



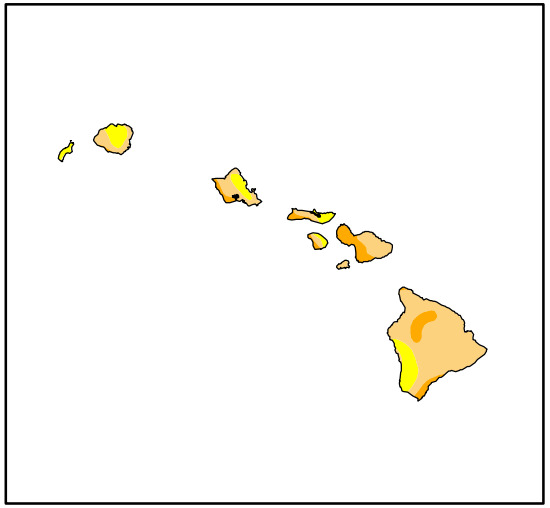

Drought Conditions (Percent Area)

	None	D0-D4	D1-D4	D2-D4	D3-D4	D4
Current	97.86	2.14	0.88	0.17	0.00	0.00
Last Week *09-19-2023*	97.86	2.14	0.87	0.14	0.00	0.00
3 Months Ago *06-27-2023*	97.50	2.50	0.29	0.00	0.00	0.00
Start of Calendar Year *01-03-2023*	99.58	0.42	0.12	0.04	0.00	0.00
Start of Water Year *09-27-2022*	98.21	1.79	0.87	0.55	0.05	0.00
One Year Ago *09-27-2022*	98.21	1.79	0.87	0.55	0.05	0.00

Note: Statistics do not include areas represented by points.

Intensity:

- None
- D0 Abnormally Dry
- D1 Moderate Drought
- D2 Severe Drought
- D3 Extreme Drought
- D4 Exceptional Drought

The Drought Monitor focuses on broad-scale conditions. Local conditions may vary. For more information on the Drought Monitor, go to https://droughtmonitor.unl.edu/About.aspx

U.S. and Puerto Rico Author:
Richard Heim
NCEI/NOAA

Pacific Islands and Virgin Islands Author:
Richard Tinker
CPC/NOAA/NWS/NCEP

droughtmonitor.unl.edu