U.S. Drought Monitor

Pacific

November 21, 2023

(Released Wednesday, Nov. 22, 2023)

Valid 7 a.m. EST

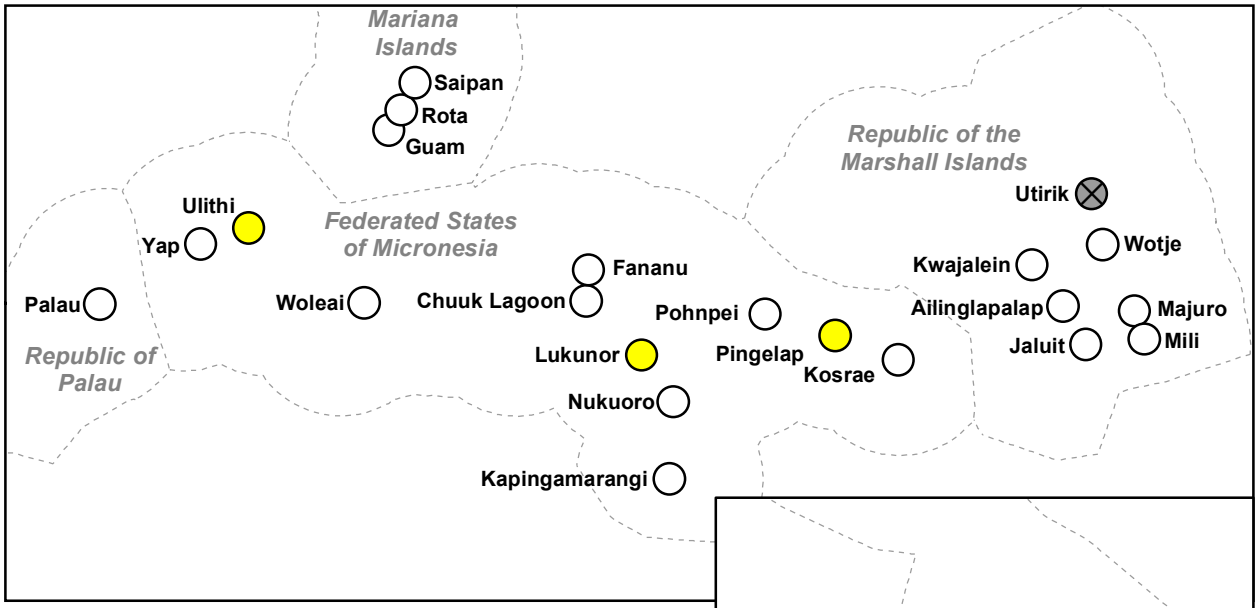

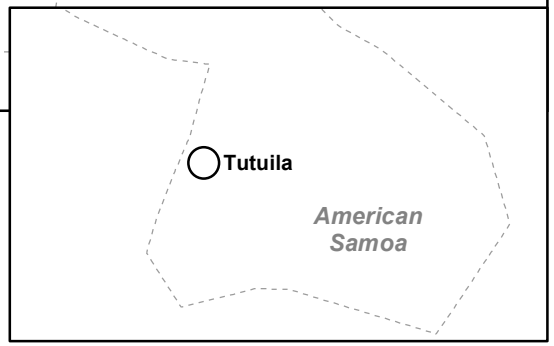

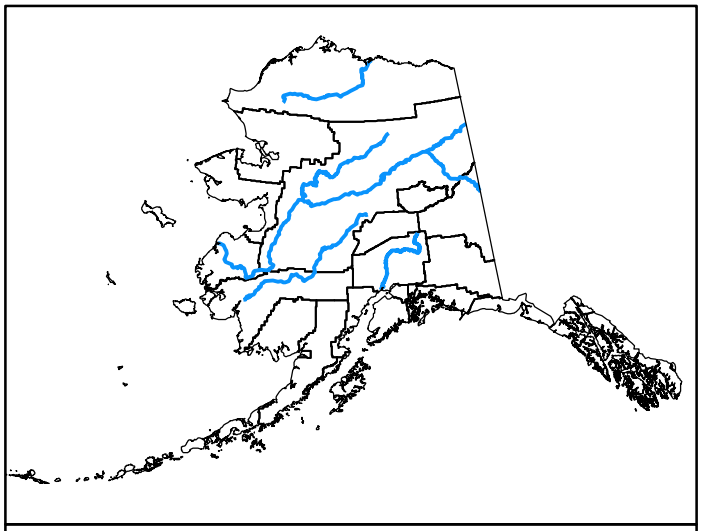

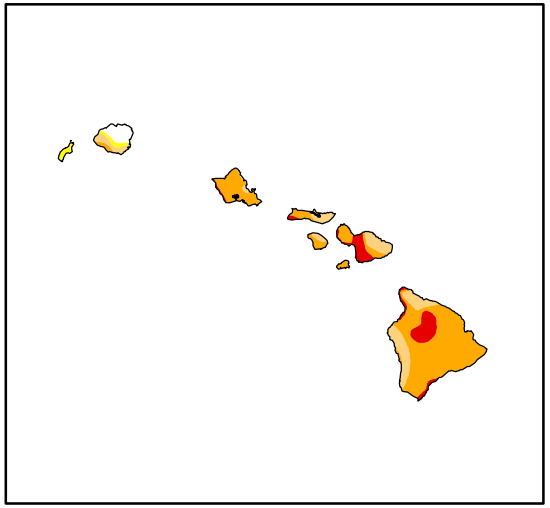

Drought Conditions (Percent Area)

	None	D0	D1	D2	D3	D4
Current	98.98	0.02	0.20	0.67	0.13	0.00
Last Week *11-14-2023*	98.93	0.07	0.13	0.82	0.05	0.00
3 Months Ago *08-22-2023*	90.83	8.09	0.98	0.09	0.00	0.00
Start of Calendar Year *01-03-2023*	99.58	0.30	0.08	0.04	0.00	0.00
Start of Water Year *09-26-2023*	97.86	1.26	0.71	0.17	0.00	0.00
One Year Ago *11-22-2022*	99.38	0.30	0.21	0.08	0.03	0.00

Note: Statistics do not include areas represented by points.

Intensity:

- None
- D0 Abnormally Dry
- D1 Moderate Drought
- D2 Severe Drought
- D3 Extreme Drought
- D4 Exceptional Drought

The Drought Monitor focuses on broad-scale conditions. Local conditions may vary. For more information on the Drought Monitor, go to https://droughtmonitor.unl.edu/About.aspx

U.S. and Puerto Rico Author:
Brad Rippey
U.S. Department of Agriculture

Pacific Islands and Virgin Islands Author:
Richard Heim
NCEI/NOAA

droughtmonitor.unl.edu