U.S. Drought Monitor

Pacific

May 14, 2024

(Released Thursday, May. 16, 2024)

Valid 8 a.m. EDT

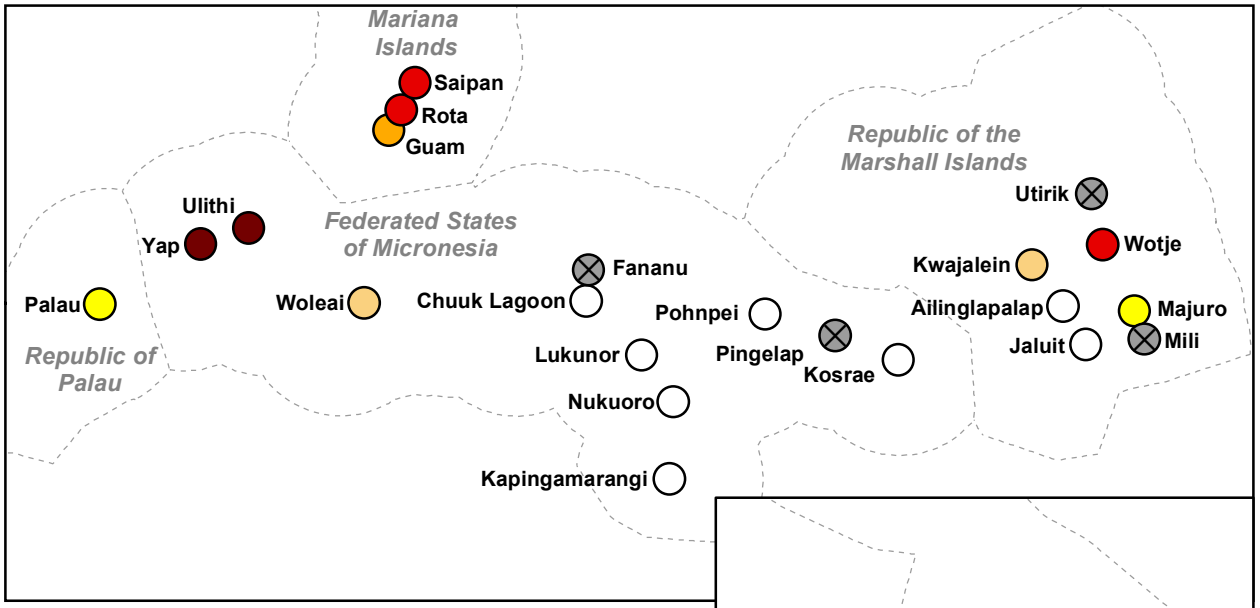

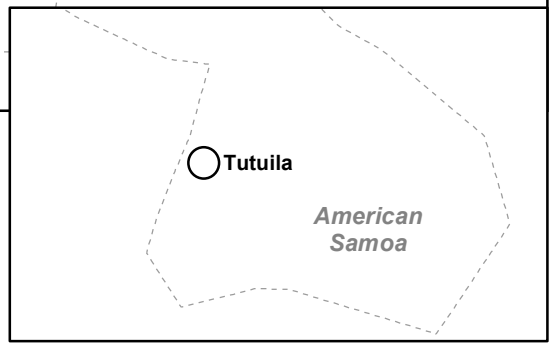

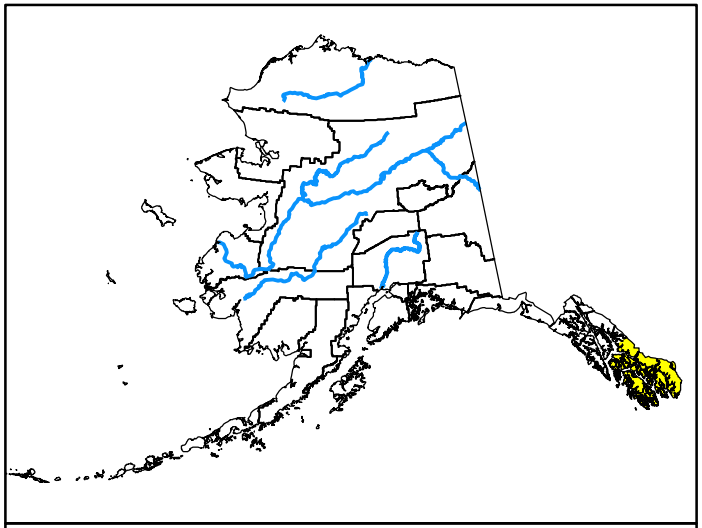



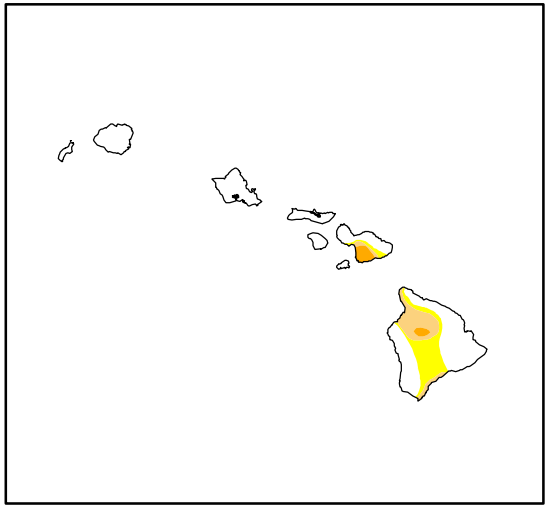

Drought Conditions (Percent Area)

	None	D0	D1	D2	D3	D4
Current	97.07	2.76	0.13	0.04	0.00	0.00
Last Week *05-07-2024*	96.92	2.73	0.18	0.17	0.00	0.00
3 Months Ago *02-13-2024*	99.60	0.29	0.11	0.00	0.00	0.00
Start of Calendar Year *01-02-2024*	99.41	0.36	0.19	0.04	0.00	0.00
Start of Water Year *09-26-2023*	97.86	1.26	0.71	0.17	0.00	0.00
One Year Ago *05-16-2023*	99.96	0.02	0.03	0.00	0.00	0.00

Note: Statistics do not include areas represented by points.

Intensity:

- None
- D0 Abnormally Dry
- D1 Moderate Drought
- D2 Severe Drought
- D3 Extreme Drought
- D4 Exceptional Drought

The Drought Monitor focuses on broad-scale conditions. Local conditions may vary. For more information on the Drought Monitor, go to https://droughtmonitor.unl.edu/About.aspx

U.S. and Puerto Rico Author:
Lindsay Johnson
National Drought Mitigation Center

Pacific Islands and Virgin Islands Author:
Richard Tinker
CPC/NOAA/NWS/NCEP

droughtmonitor.unl.edu