U.S. Drought Monitor

Pacific

March 25, 2025

(Released Thursday, Mar. 27, 2025)

Valid 8 a.m. EDT

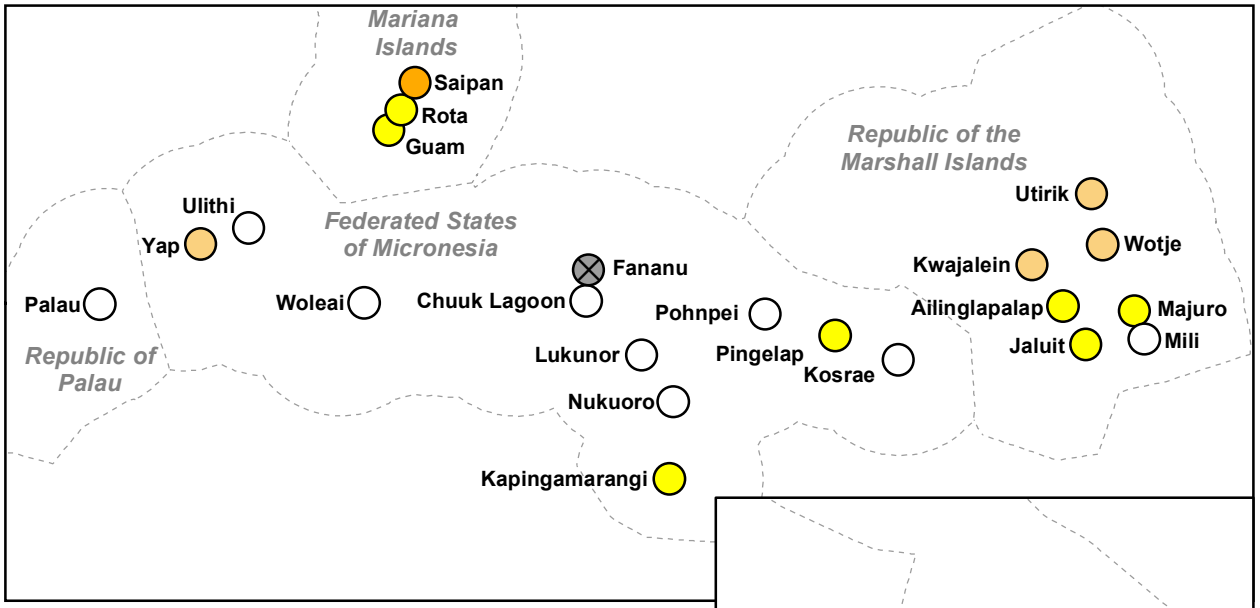

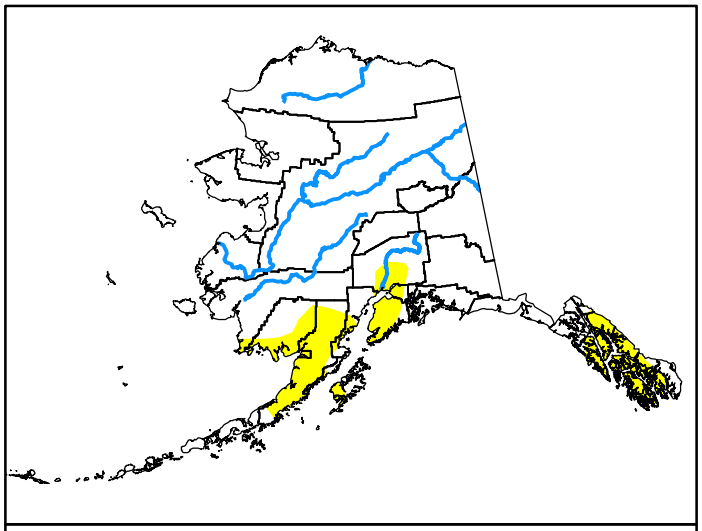



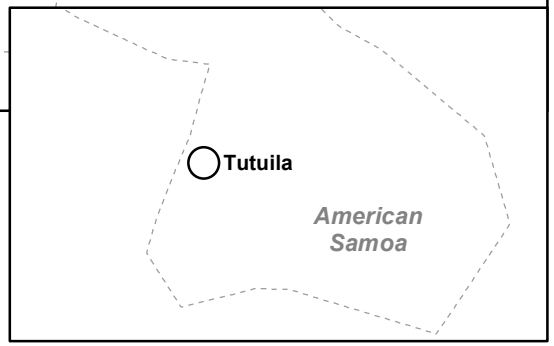

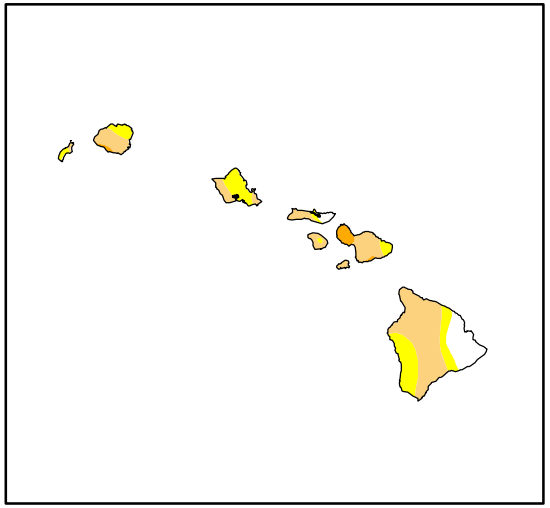

Drought Conditions (Percent Area)

	None	D0	D1	D2	D3	D4
Current	87.17	12.22	0.57	0.04	0.00	0.00
Last Week *03-18-2025*	87.17	12.23	0.57	0.04	0.00	0.00
3 Months Ago *12-24-2024*	98.93	0.64	0.29	0.10	0.03	0.00
Start of Calendar Year *01-07-2025*	93.17	5.76	0.87	0.15	0.05	0.00
Start of Water Year *10-01-2024*	97.00	2.83	0.12	0.06	0.00	0.00
One Year Ago *03-26-2024*	99.40	0.26	0.25	0.09	0.00	0.00

Note: Statistics do not include areas represented by points.

Intensity:

- None
- D0 Abnormally Dry
- D1 Moderate Drought
- D2 Severe Drought
- D3 Extreme Drought
- D4 Exceptional Drought

The Drought Monitor focuses on broad-scale conditions. Local conditions may vary. For more information on the Drought Monitor, go to https://droughtmonitor.unl.edu/About.aspx

U.S. and Puerto Rico Author:
Brad Rippey
U.S. Department of Agriculture

Pacific Islands and Virgin Islands Author:
Denise Gutzmer
National Drought Mitigation Center

droughtmonitor.unl.edu