U.S. Drought Monitor

Pacific

April 22, 2025

(Released Thursday, Apr. 24, 2025)

Valid 8 a.m. EDT

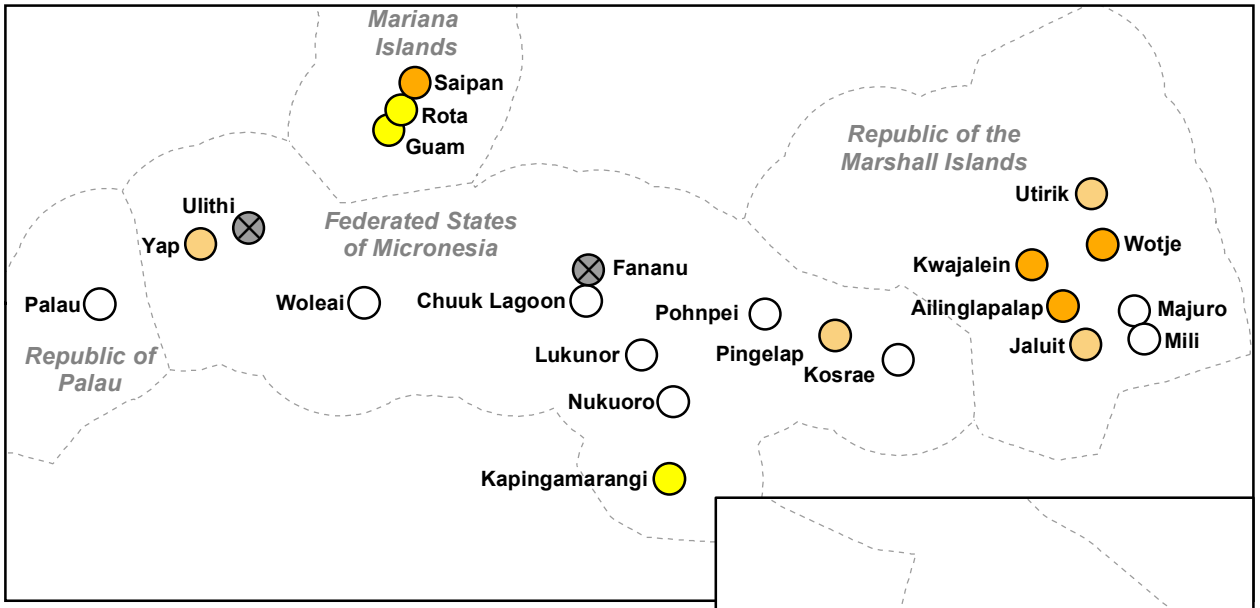

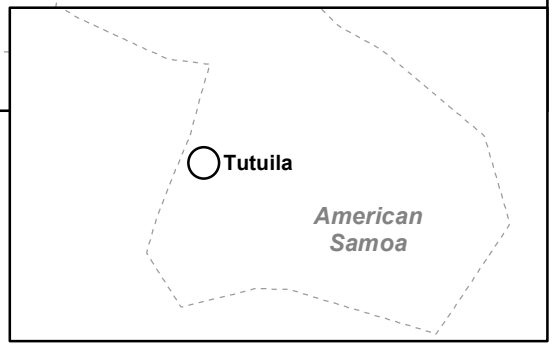

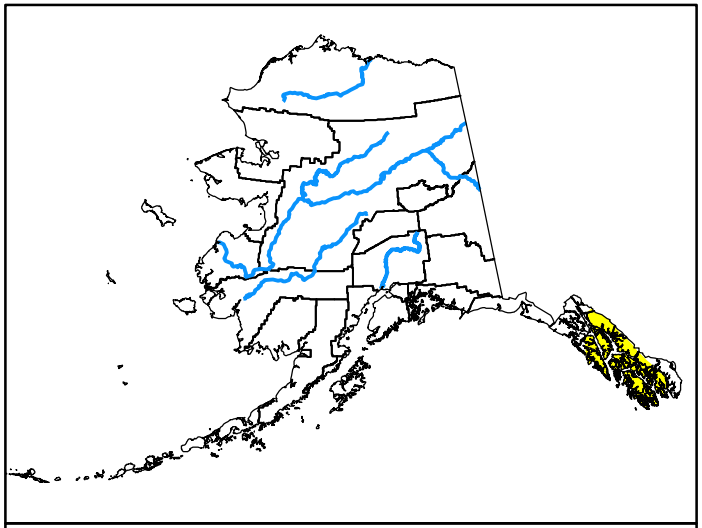



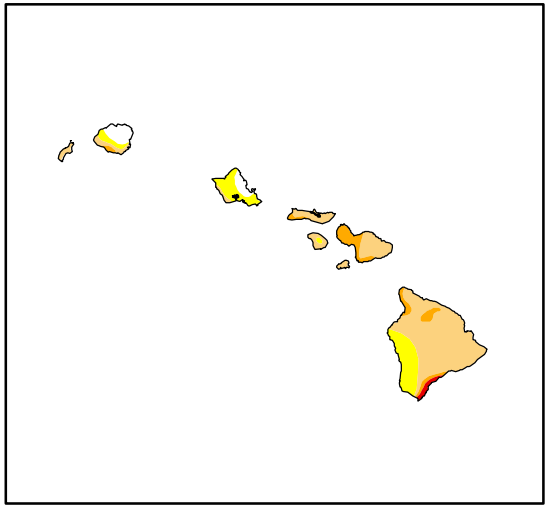

Drought Conditions (Percent Area)

	None	D0-D4	D1-D4	D2-D4	D3-D4	D4
Current	95.80	4.20	0.78	0.13	0.01	0.00
Last Week *04-15-2025*	87.01	12.99	0.87	0.12	0.00	0.00
3 Months Ago *01-21-2025*	94.03	5.97	0.76	0.25	0.06	0.00
Start of Calendar Year *01-07-2025*	93.17	6.83	1.07	0.20	0.05	0.00
Start of Water Year *10-01-2024*	97.00	3.00	0.18	0.06	0.00	0.00
One Year Ago *04-23-2024*	96.90	3.10	0.36	0.17	0.00	0.00

Note: Statistics do not include areas represented by points.

Intensity:

- None
- D0 Abnormally Dry
- D1 Moderate Drought
- D2 Severe Drought
- D3 Extreme Drought
- D4 Exceptional Drought

The Drought Monitor focuses on broad-scale conditions. Local conditions may vary. For more information on the Drought Monitor, go to https://droughtmonitor.unl.edu/About.aspx

U.S. and Puerto Rico Author:
Richard Tinker
CPC/NOAA/NWS/NCEP

Pacific Islands and Virgin Islands Author:
Daniel Whitesel
National Drought Mitigation Center

droughtmonitor.unl.edu