U.S. Drought Monitor

Pacific

May 6, 2025

(Released Thursday, May. 8, 2025)

Valid 8 a.m. EDT

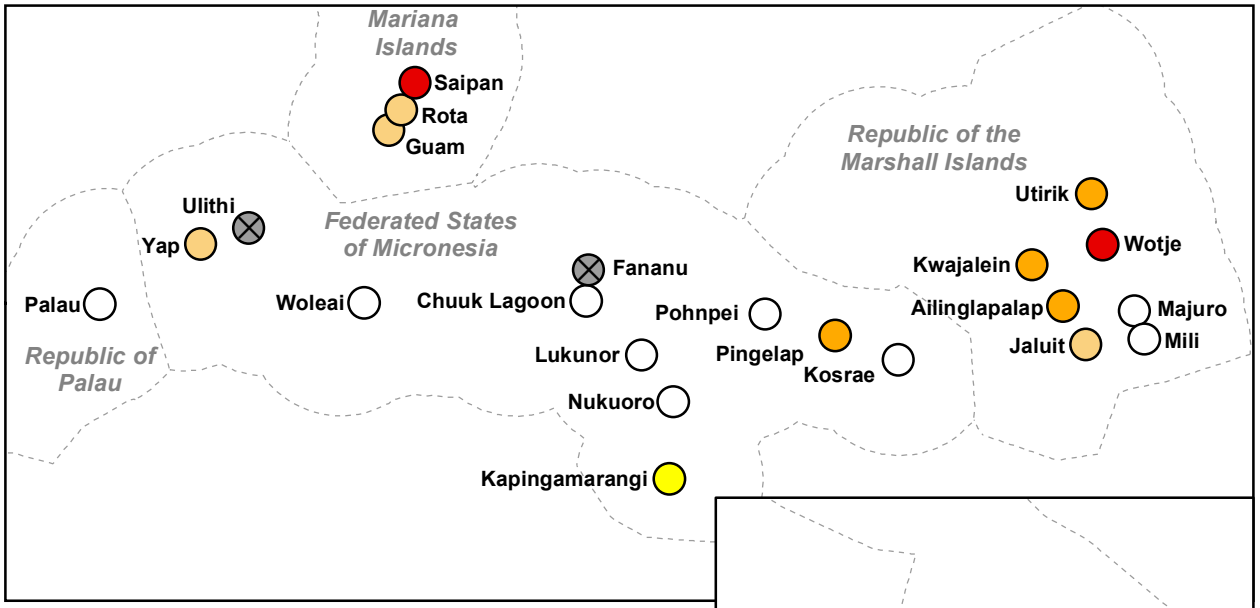

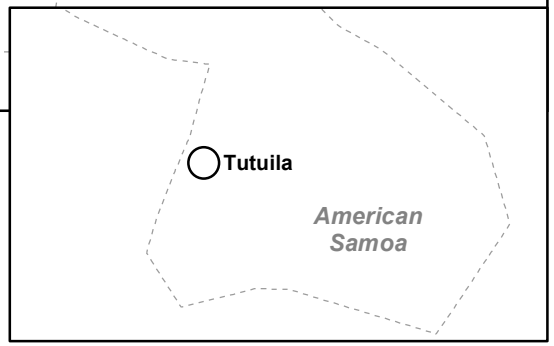

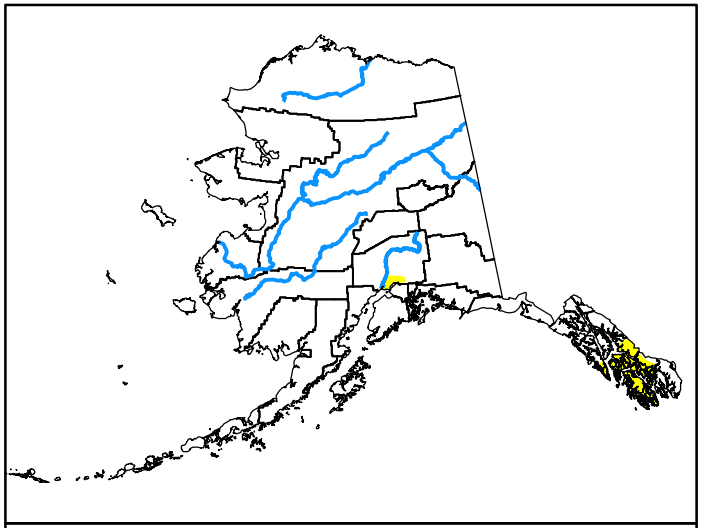



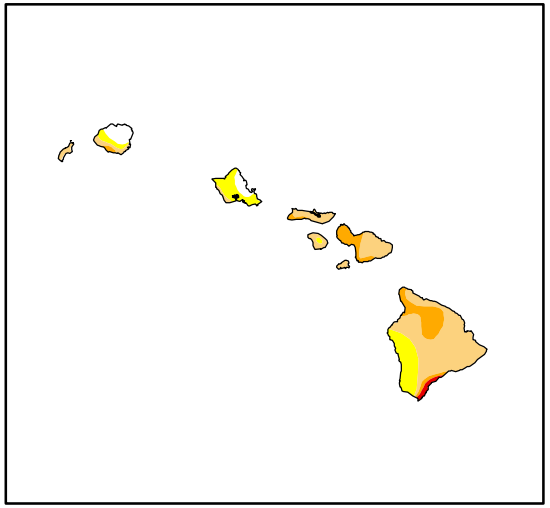

Drought Conditions (Percent Area)

	None	D0-D4	D1-D4	D2-D4	D3-D4	D4
Current	96.98	3.02	0.78	0.20	0.01	0.00
Last Week *04-29-2025*	96.92	3.08	0.78	0.20	0.01	0.00
3 Months Ago *02-04-2025*	99.13	0.87	0.25	0.06	0.01	0.00
Start of Calendar Year *01-07-2025*	93.17	6.83	1.07	0.20	0.05	0.00
Start of Water Year *10-01-2024*	97.00	3.00	0.18	0.06	0.00	0.00
One Year Ago *05-07-2024*	96.92	3.08	0.35	0.17	0.00	0.00

Note: Statistics do not include areas represented by points.

Intensity:

- None
- D0 Abnormally Dry
- D1 Moderate Drought
- D2 Severe Drought
- D3 Extreme Drought
- D4 Exceptional Drought

The Drought Monitor focuses on broad-scale conditions. Local conditions may vary. For more information on the Drought Monitor, go to https://droughtmonitor.unl.edu/About.aspx

U.S. and Puerto Rico Author:
Brad Pugh
CPC/NOAA

Pacific Islands and Virgin Islands Author:
Richard Tinker
CPC/NOAA/NWS/NCEP

droughtmonitor.unl.edu