U.S. Drought Monitor

Pacific

May 13, 2025

(Released Thursday, May. 15, 2025)

Valid 8 a.m. EDT

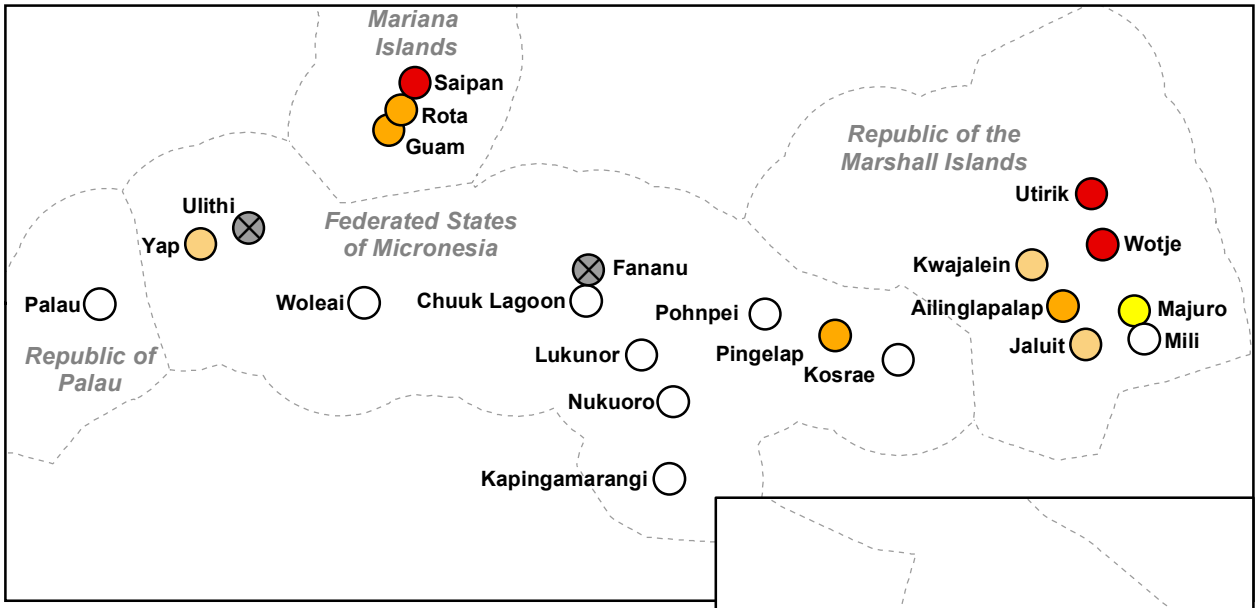

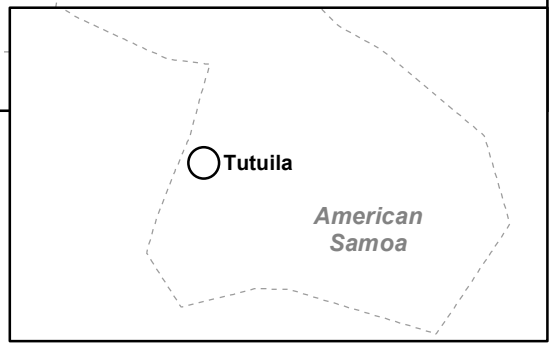

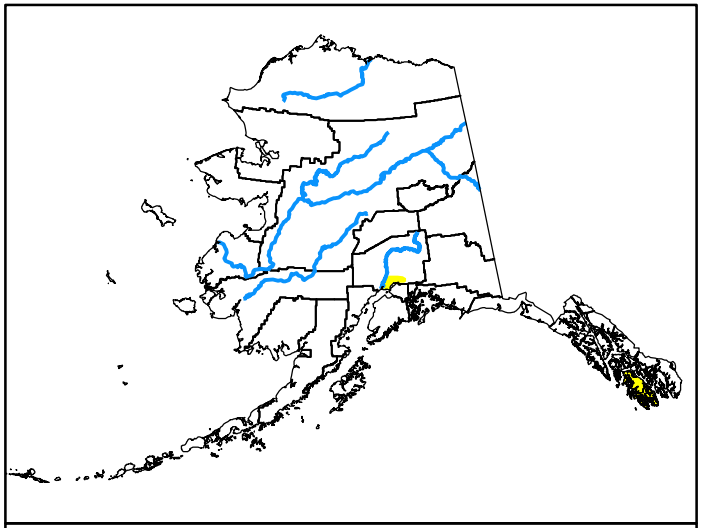



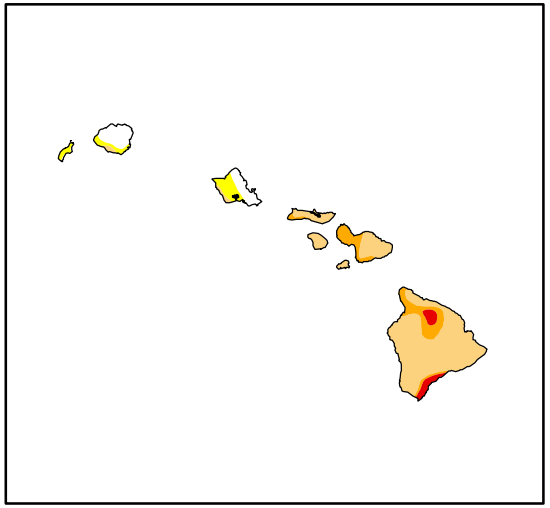

Drought Conditions (Percent Area)

	None	D0	D1	D2	D3	D4
Current	98.18	0.93	0.68	0.16	0.04	0.00
Last Week *05-06-2025*	96.98	2.23	0.58	0.18	0.01	0.00
3 Months Ago *02-11-2025*	99.18	0.73	0.06	0.01	0.01	0.00
Start of Calendar Year *01-07-2025*	93.17	5.76	0.87	0.15	0.05	0.00
Start of Water Year *10-01-2024*	97.00	2.83	0.12	0.06	0.00	0.00
One Year Ago *05-14-2024*	97.07	2.76	0.13	0.04	0.00	0.00

Note: Statistics do not include areas represented by points.

Intensity:

- None
- D0 Abnormally Dry
- D1 Moderate Drought
- D2 Severe Drought
- D3 Extreme Drought
- D4 Exceptional Drought

The Drought Monitor focuses on broad-scale conditions. Local conditions may vary. For more information on the Drought Monitor, go to https://droughtmonitor.unl.edu/About.aspx

U.S. and Puerto Rico Author:
Rocky Bilotta
NCEI/NOAA

Pacific Islands and Virgin Islands Author:
Richard Tinker
CPC/NOAA/NWS/NCEP

droughtmonitor.unl.edu