U.S. Drought Monitor

Pacific

May 27, 2025

(Released Thursday, May. 29, 2025)

Valid 8 a.m. EDT

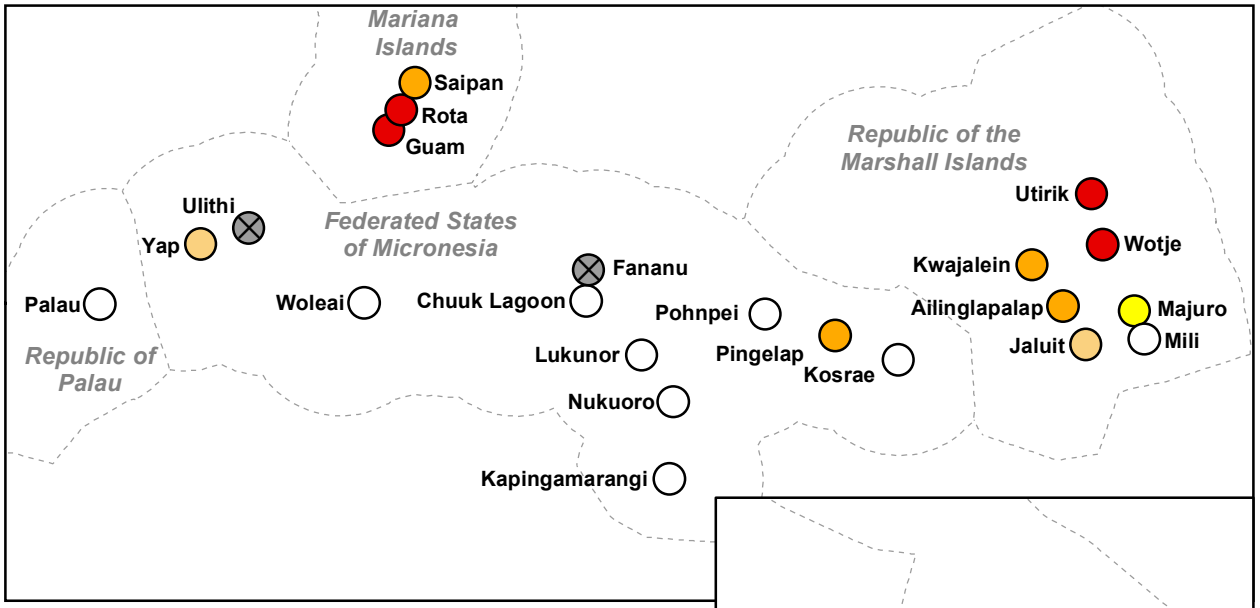

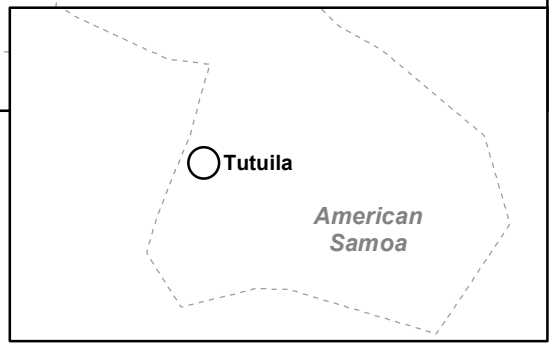

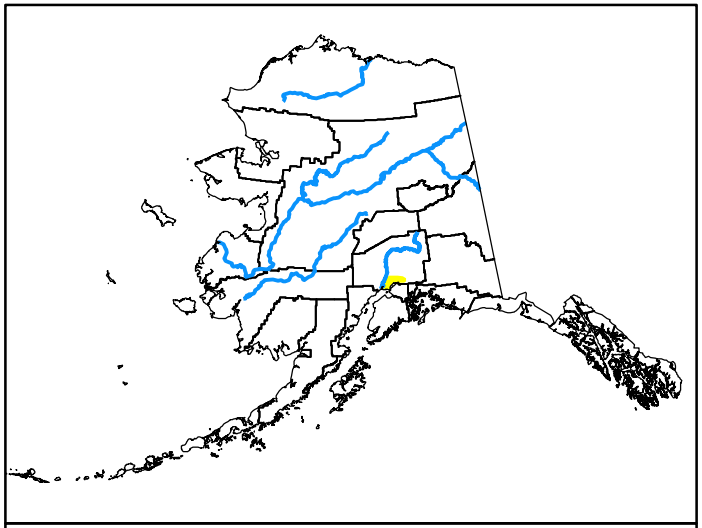



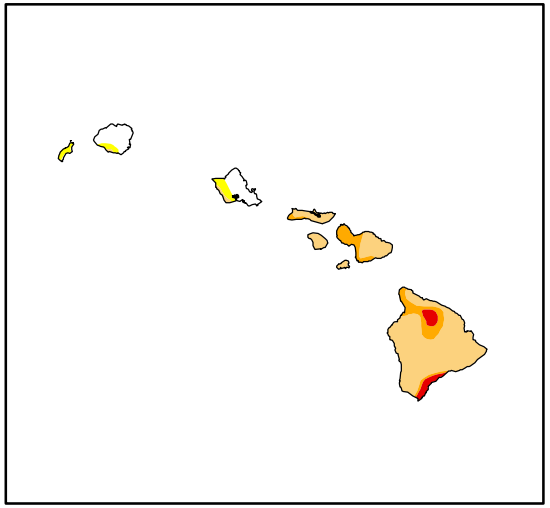

Drought Conditions (Percent Area)

	None	D0-D4	D1-D4	D2-D4	D3-D4	D4
Current	98.82	1.18	0.88	0.20	0.05	0.00
Last Week *05-20-2025*	98.22	1.78	0.88	0.20	0.05	0.00
3 Months Ago *02-25-2025*	89.48	10.52	0.24	0.01	0.00	0.00
Start of Calendar Year *01-07-2025*	93.17	6.83	1.07	0.20	0.05	0.00
Start of Water Year *10-01-2024*	97.00	3.00	0.18	0.06	0.00	0.00
One Year Ago *05-28-2024*	97.19	2.81	0.09	0.04	0.00	0.00

Note: Statistics do not include areas represented by points.

Intensity:

- None
- D0 Abnormally Dry
- D1 Moderate Drought
- D2 Severe Drought
- D3 Extreme Drought
- D4 Exceptional Drought

The Drought Monitor focuses on broad-scale conditions. Local conditions may vary. For more information on the Drought Monitor, go to https://droughtmonitor.unl.edu/About.aspx

U.S. and Puerto Rico Author:
Brad Pugh
CPC/NOAA

Pacific Islands and Virgin Islands Author:
Daniel Whitesel
National Drought Mitigation Center

droughtmonitor.unl.edu