U.S. Drought Monitor

Pacific

June 24, 2025

(Released Thursday, Jun. 26, 2025)

Valid 8 a.m. EDT

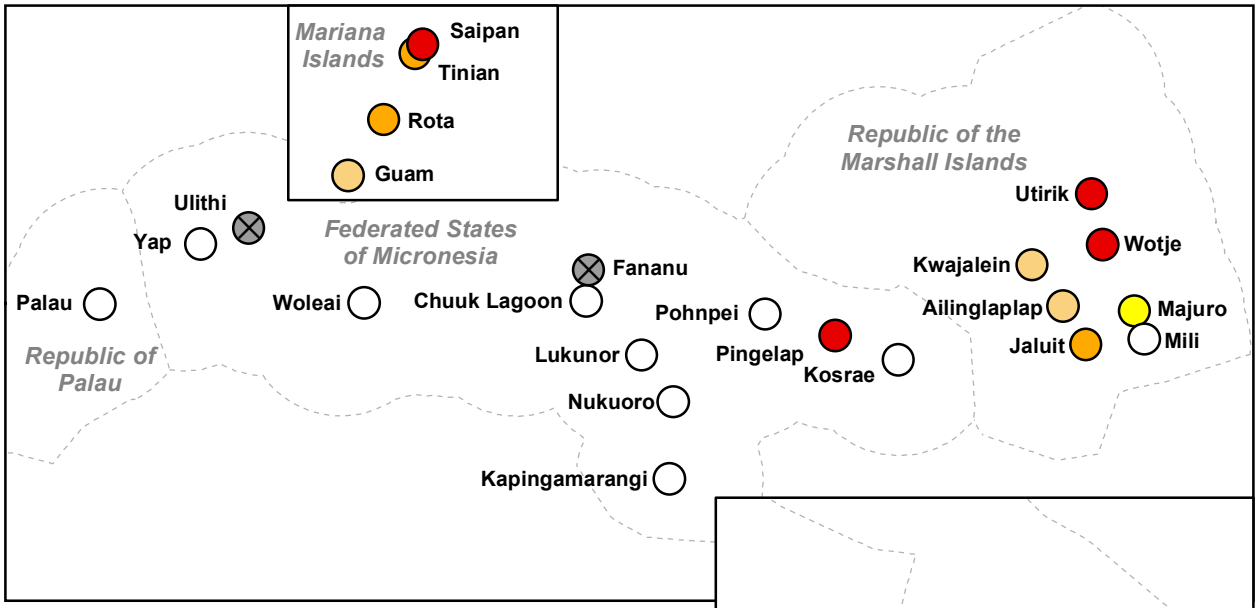

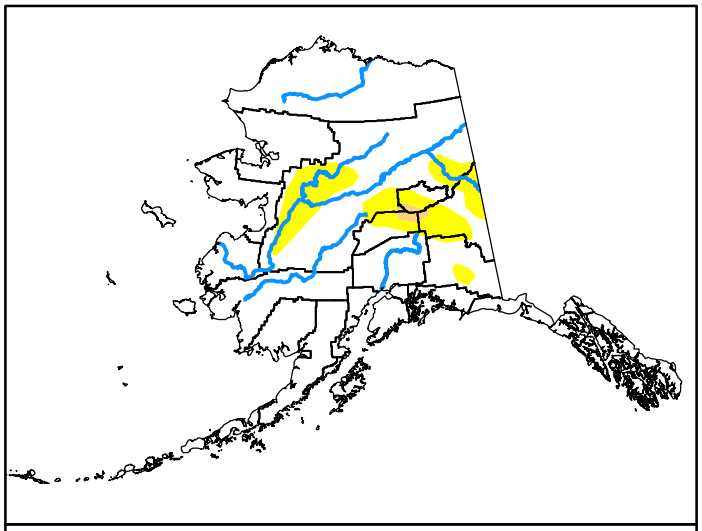



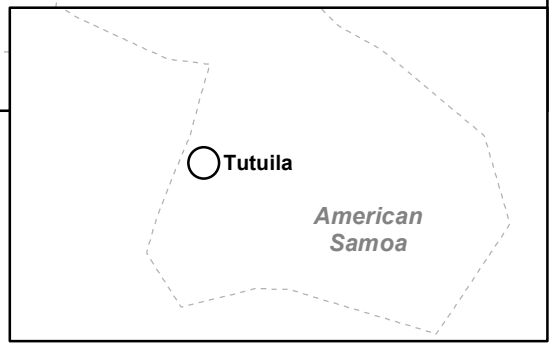

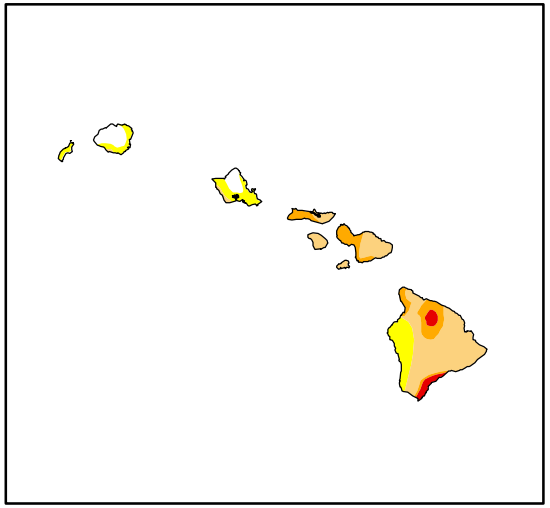

Drought Conditions (Percent Area)

	None	D0-D4	D1-D4	D2-D4	D3-D4	D4
Current	87.12	12.88	1.31	0.22	0.04	0.00
Last Week *06-17-2025*	96.67	3.33	0.79	0.21	0.05	0.00
3 Months Ago *03-25-2025*	87.17	12.83	0.61	0.04	0.00	0.00
Start of Calendar Year *01-07-2025*	93.17	6.83	1.07	0.20	0.05	0.00
Start of Water Year *10-01-2024*	97.00	3.00	0.18	0.06	0.00	0.00
One Year Ago *06-25-2024*	92.17	7.83	0.96	0.03	0.00	0.00

Note: Statistics do not include areas represented by points.

Intensity:

- None
- D0 Abnormally Dry
- D1 Moderate Drought
- D2 Severe Drought
- D3 Extreme Drought
- D4 Exceptional Drought

The Drought Monitor focuses on broad-scale conditions. Local conditions may vary. For more information on the Drought Monitor, go to https://droughtmonitor.unl.edu/About.aspx

U.S. and Puerto Rico Author:
Curtis Riganti
National Drought Mitigation Center

Pacific Islands and Virgin Islands Author:
Brad Rippey
U.S. Department of Agriculture

droughtmonitor.unl.edu