U.S. Drought Monitor

Pacific

July 28, 2026

(Released Thursday, Jul. 30, 2026)

Valid 8 a.m. EDT

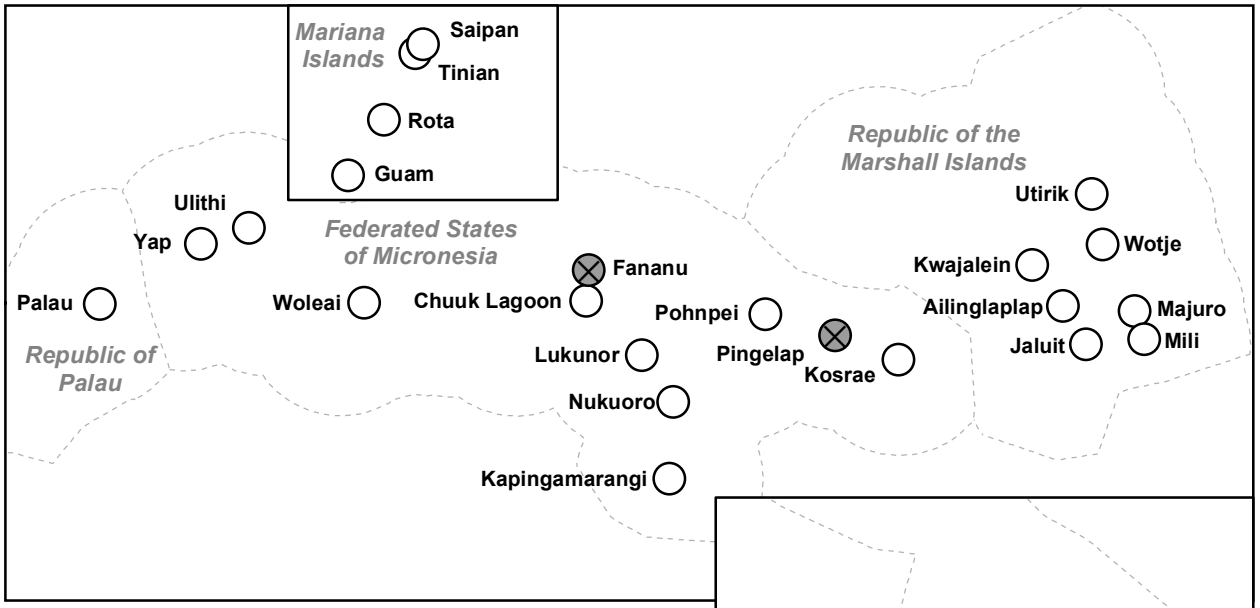

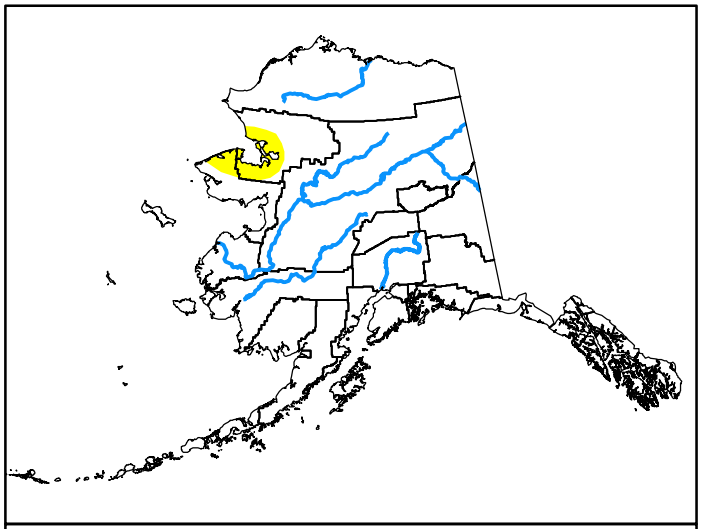



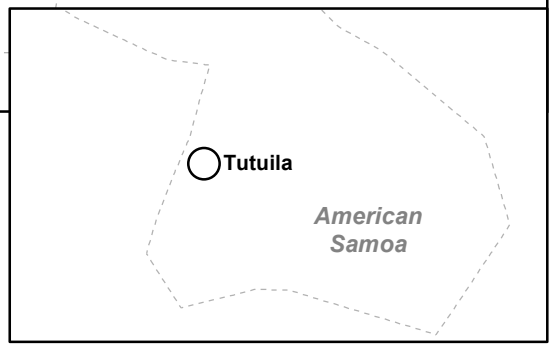

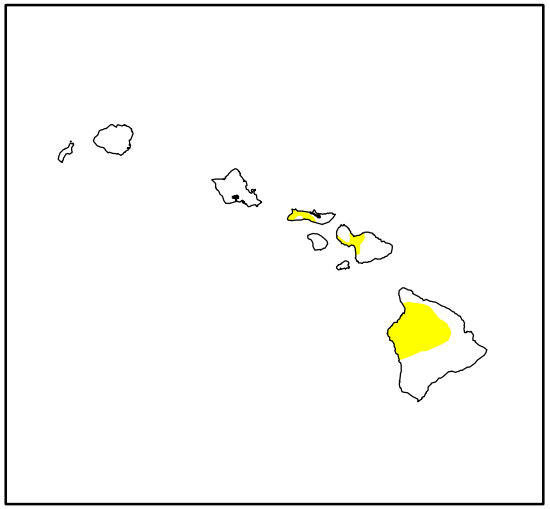

Drought Conditions (Percent Area)

	None	D0	D1	D2	D3	D4
Current	97.19	2.81	0.00	0.00	0.00	0.00
Last Week *07-21-2026*	97.19	2.81	0.00	0.00	0.00	0.00
3 Months Ago *04-28-2026*	88.10	11.86	0.04	0.00	0.00	0.00
Start of Calendar Year *01-06-2026*	89.83	9.42	0.49	0.22	0.04	0.00
Start of Water Year *09-30-2025*	98.93	0.32	0.48	0.22	0.05	0.00
One Year Ago *07-29-2025*	75.32	24.13	0.36	0.17	0.02	0.00

Note: Statistics do not include areas represented by points.

Intensity:

- None
- D0 Abnormally Dry
- D1 Moderate Drought
- D2 Severe Drought
- D3 Extreme Drought
- D4 Exceptional Drought

The Drought Monitor focuses on broad-scale conditions. Local conditions may vary. For more information on the Drought Monitor, go to https://droughtmonitor.unl.edu/About.aspx

U.S. and Puerto Rico Author:
David Simeral
DRI/WRCC

Pacific Islands and Virgin Islands Author:
Brad Rippey
U.S. Department of Agriculture

droughtmonitor.unl.edu