U.S. Drought Monitor

Pacific

September 8, 2026

(Released Thursday, Sep. 10, 2026)

Valid 8 a.m. EDT

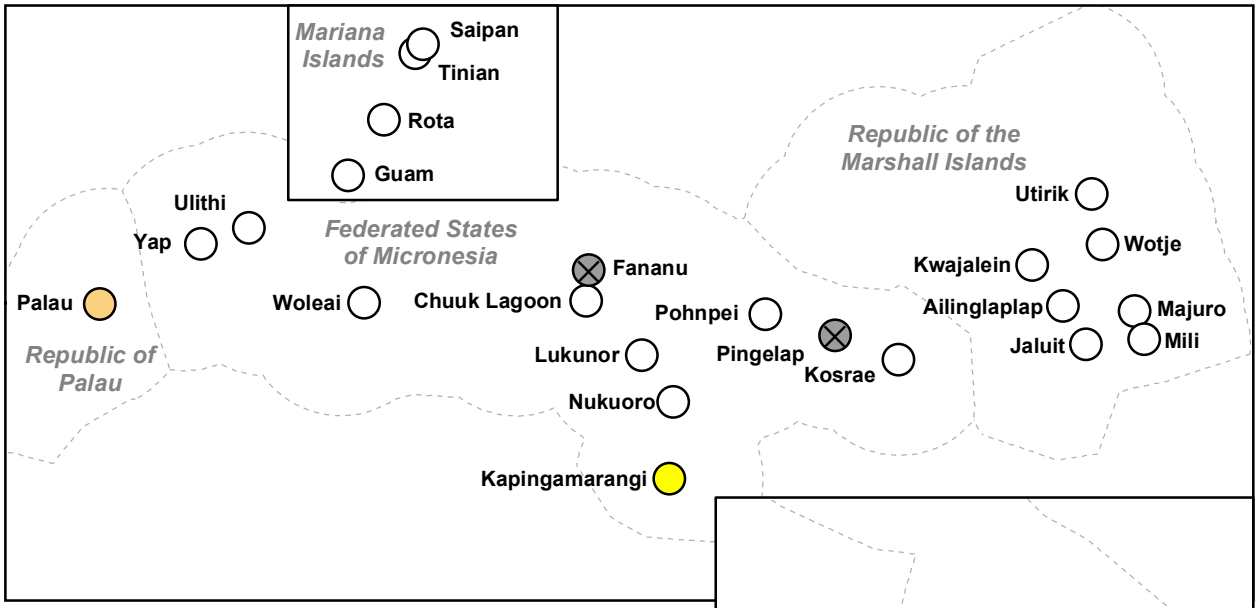

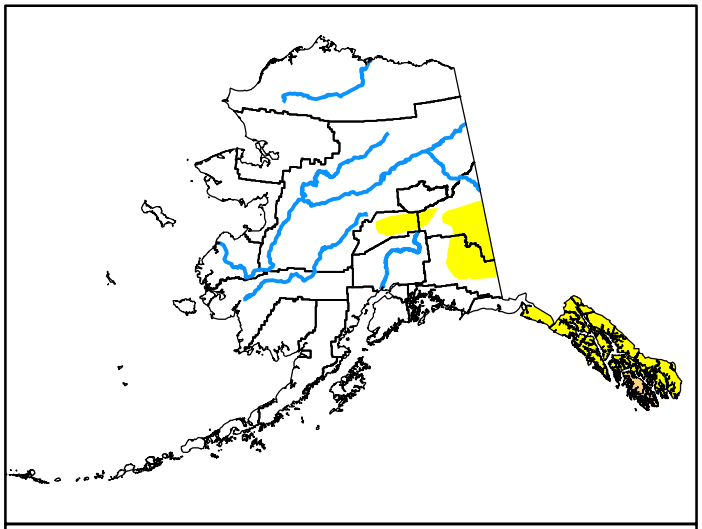



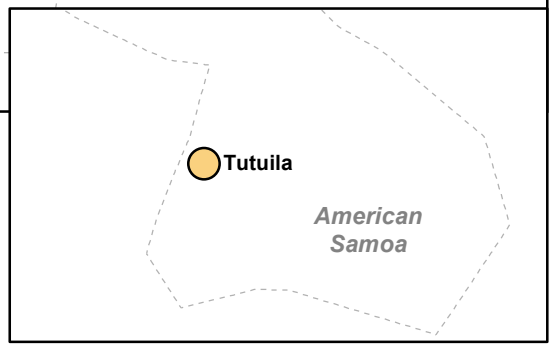

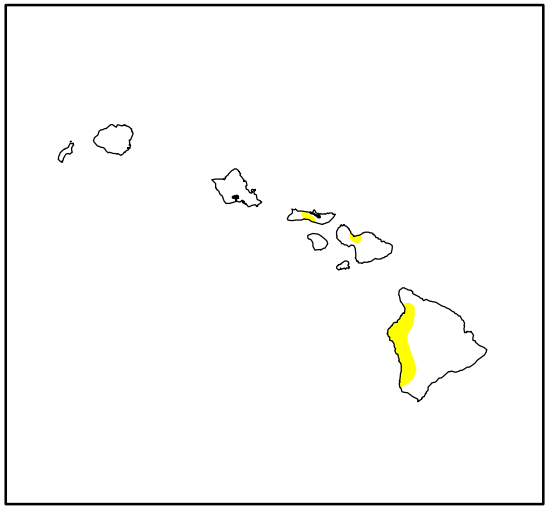

Drought Conditions (Percent Area)

	None	D0	D1	D2	D3	D4
Current	88.98	10.37	0.65	0.00	0.00	0.00
Last Week *09-01-2026*	87.60	11.75	0.65	0.00	0.00	0.00
3 Months Ago *06-09-2026*	99.83	0.17	0.00	0.00	0.00	0.00
Start of Calendar Year *01-06-2026*	89.83	9.42	0.49	0.22	0.04	0.00
Start of Water Year *09-30-2025*	98.93	0.32	0.48	0.22	0.05	0.00
One Year Ago *09-09-2025*	90.16	9.11	0.49	0.23	0.02	0.00

Note: Statistics do not include areas represented by points.

Intensity:

- None
- D0 Abnormally Dry
- D1 Moderate Drought
- D2 Severe Drought
- D3 Extreme Drought
- D4 Exceptional Drought

The Drought Monitor focuses on broad-scale conditions. Local conditions may vary. For more information on the Drought Monitor, go to https://droughtmonitor.unl.edu/About.aspx

U.S. and Puerto Rico Author:
Curtis Riganti
National Drought Mitigation Center

Pacific Islands and Virgin Islands Author:
Tsegaye Tadesse
National Drought Mitigation Center

droughtmonitor.unl.edu