U.S. Drought Monitor

USDA Northwest Climate Hub

October 13, 2026

(Released Thursday, Oct. 15, 2026)

Valid 8 a.m. EDT

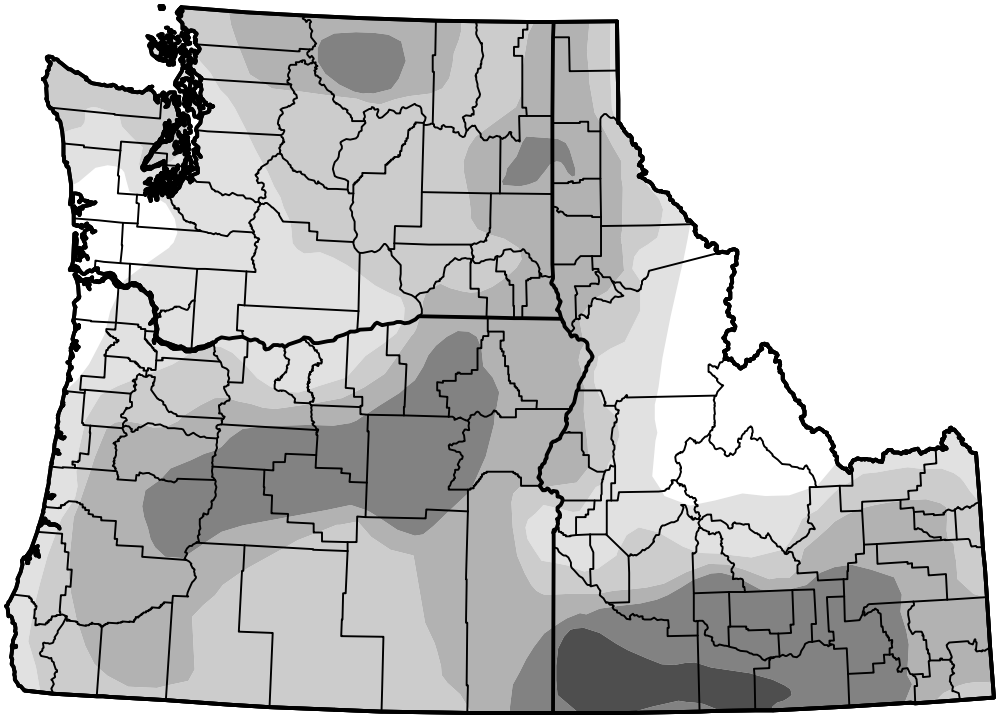

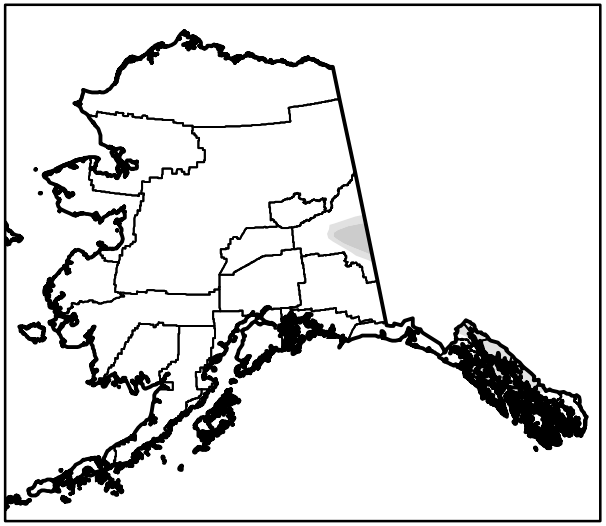



Drought Conditions (Percent Area)

	None	D0	D1	D2	D3	D4
Current	70.11	7.09	9.10	8.43	4.59	0.68
Last Week *10-06-2026*	68.47	8.55	8.90	8.15	5.25	0.68
3 Months Ago *07-14-2026*	63.34	13.05	10.81	7.19	4.77	0.85
Start of Calendar Year *01-06-2026*	74.91	15.97	8.16	0.96	0.00	0.00
Start of Water Year *09-30-2025*	73.98	3.25	8.56	10.63	3.17	0.42
One Year Ago *10-14-2025*	75.82	2.86	7.98	9.76	3.17	0.42

Intensity:

- None
- D0 Abnormally Dry
- D1 Moderate Drought
- D2 Severe Drought
- D3 Extreme Drought
- D4 Exceptional Drought

The Drought Monitor focuses on broad-scale conditions. Local conditions may vary. For more information on the Drought Monitor, go to https://droughtmonitor.unl.edu/About.aspx

Author:

Lindsay Johnson
National Drought Mitigation Center

droughtmonitor.unl.edu