U.S. Drought Monitor

USDA Northwest Climate Hub

October 20, 2026

(Released Thursday, Oct. 22, 2026)

Valid 8 a.m. EDT

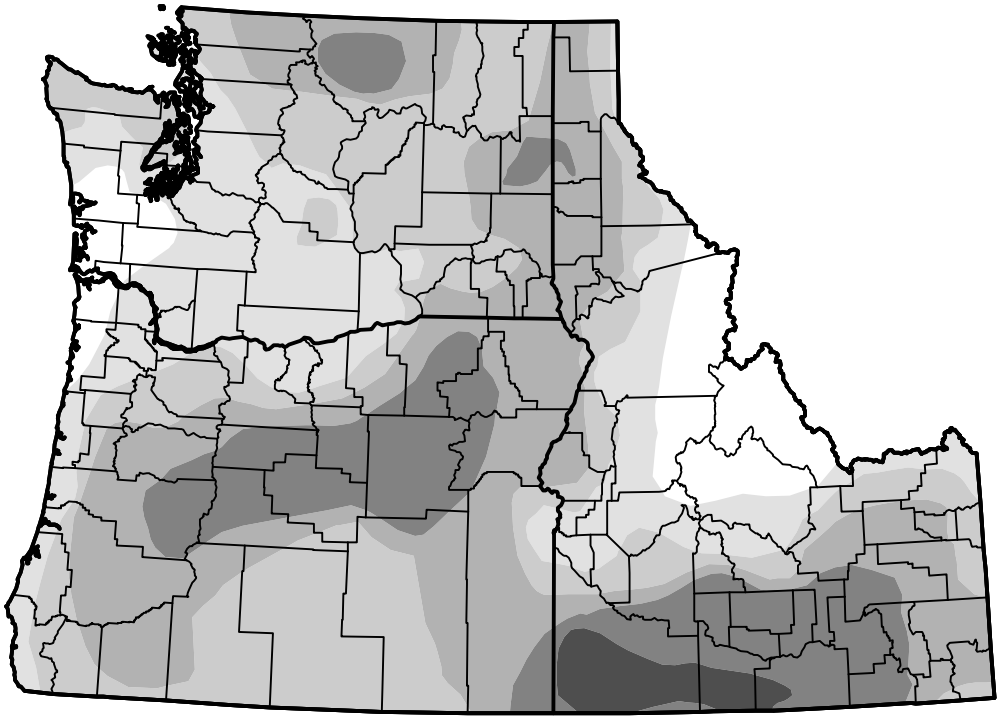

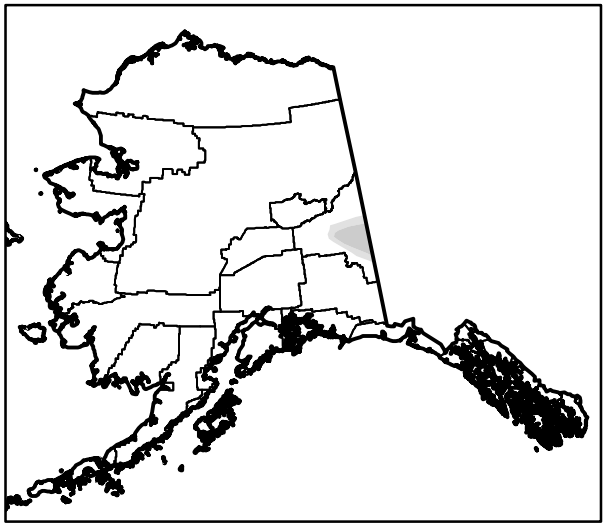



Drought Conditions (Percent Area)

	None	D0	D1	D2	D3	D4
Current	71.49	6.07	8.88	8.29	4.59	0.68
Last Week *10-13-2026*	70.11	7.09	9.10	8.43	4.59	0.68
3 Months Ago *07-21-2026*	70.91	5.81	10.43	6.92	5.08	0.85
Start of Calendar Year *01-06-2026*	74.91	15.97	8.16	0.96	0.00	0.00
Start of Water Year *09-29-2026*	68.45	8.51	8.91	8.02	5.43	0.68
One Year Ago *10-21-2025*	76.22	2.89	7.98	9.69	2.82	0.40

Intensity:

- None
- D0 Abnormally Dry
- D1 Moderate Drought
- D2 Severe Drought
- D3 Extreme Drought
- D4 Exceptional Drought

The Drought Monitor focuses on broad-scale conditions. Local conditions may vary. For more information on the Drought Monitor, go to https://droughtmonitor.unl.edu/About.aspx

Author:

Lindsay Johnson
High Plains Regional Climate Center

droughtmonitor.unl.edu