U.S. Drought Monitor
Pacific

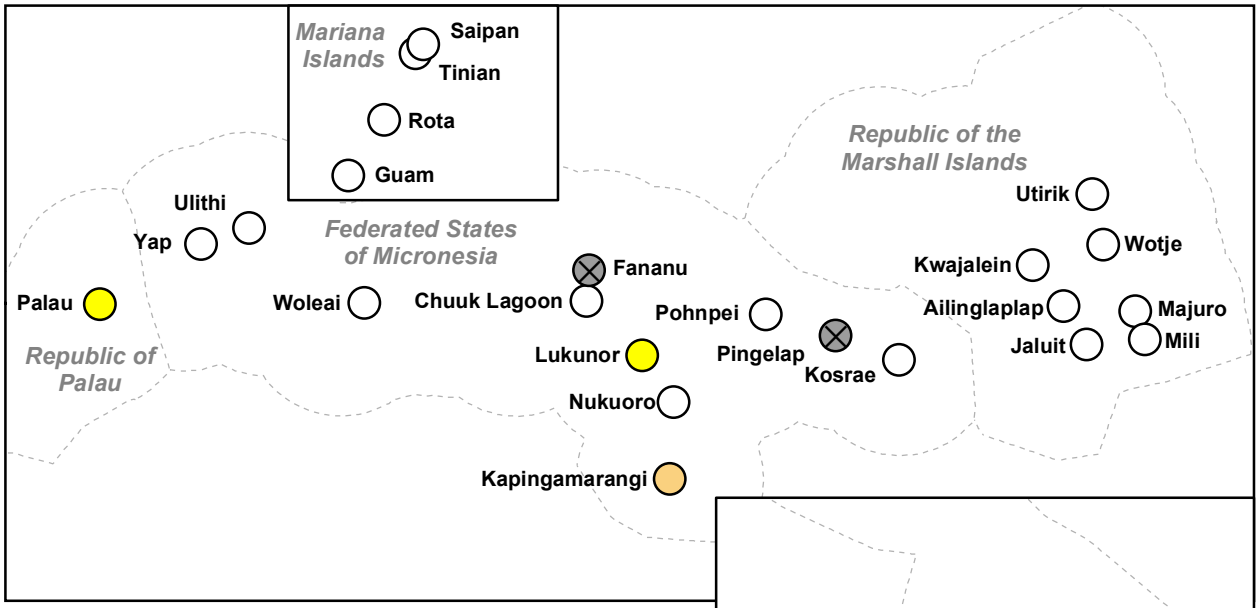

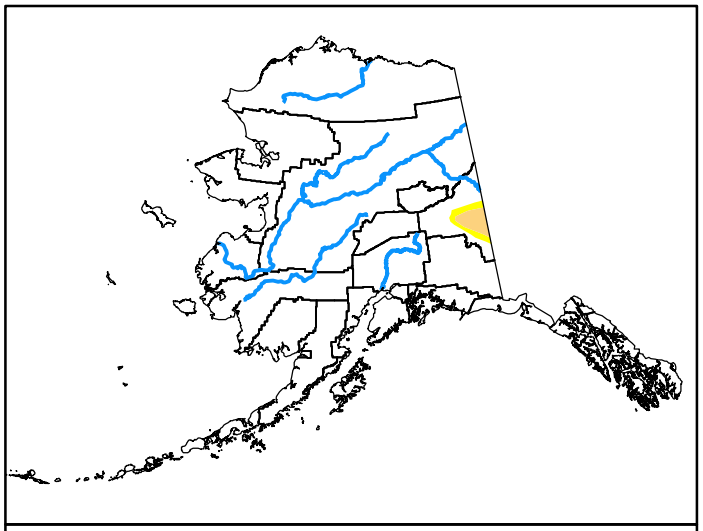



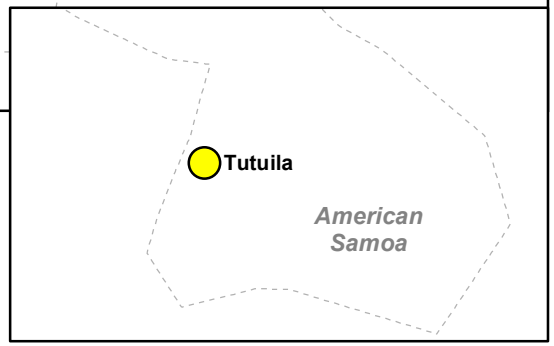

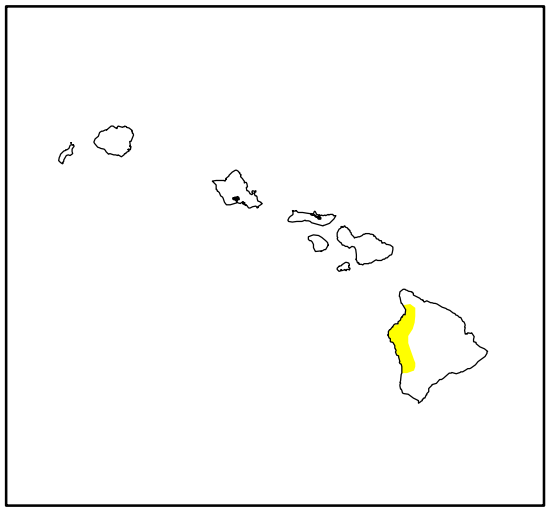

October 20, 2026

(Released Thursday, Oct. 22, 2026)

Valid 8 a.m. EDT

Drought Conditions (Percent Area)

	None	D0	D1	D2	D3	D4
Current	98.57	0.69	0.74	0.00	0.00	0.00
Last Week *10-13-2026*	96.63	2.64	0.74	0.00	0.00	0.00
3 Months Ago *07-21-2026*	97.19	2.81	0.00	0.00	0.00	0.00
Start of Calendar Year *01-06-2026*	89.83	9.42	0.49	0.22	0.04	0.00
Start of Water Year *09-29-2026*	94.54	4.72	0.74	0.00	0.00	0.00
One Year Ago *10-21-2025*	98.94	0.31	0.48	0.22	0.05	0.00

Note: Statistics do not include areas represented by points.

Intensity:

- None
- D0 Abnormally Dry
- D1 Moderate Drought
- D2 Severe Drought
- D3 Extreme Drought
- D4 Exceptional Drought

The Drought Monitor focuses on broad-scale conditions. Local conditions may vary. For more information on the Drought Monitor, go to https://droughtmonitor.unl.edu/About.aspx

U.S. and Puerto Rico Author:
Lindsay Johnson
High Plains Regional Climate Center

Pacific Islands and Virgin Islands Author:
Brad Rippey
U.S. Department of Agriculture

droughtmonitor.unl.edu