U.S. Drought Monitor

USDA Northwest Climate Hub

October 27, 2026

(Released Thursday, Oct. 29, 2026)

Valid 8 a.m. EDT

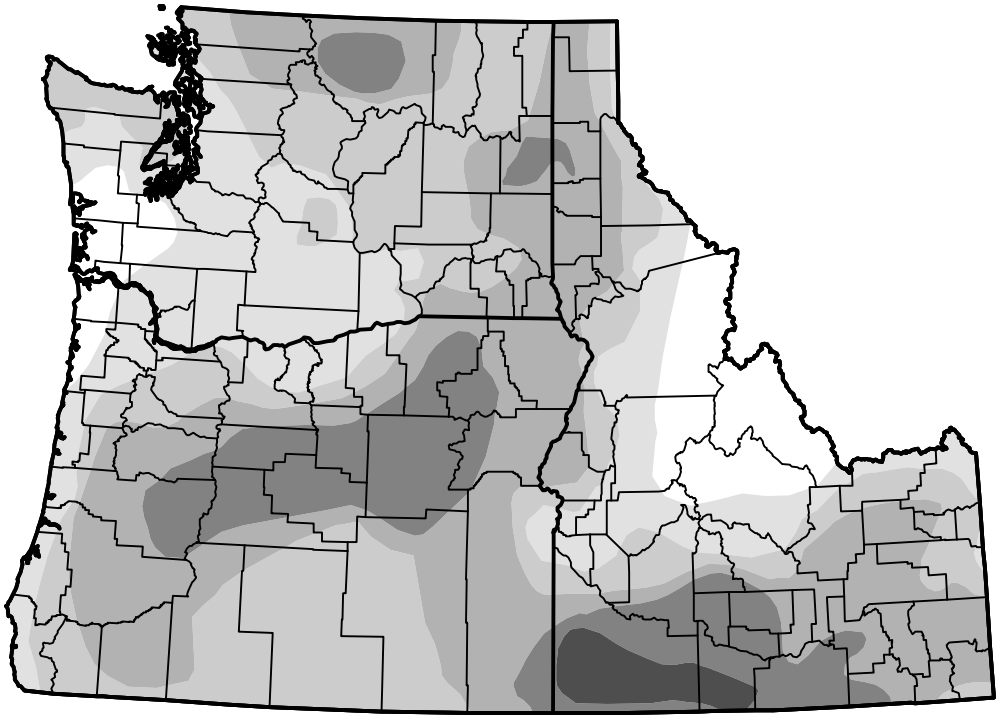

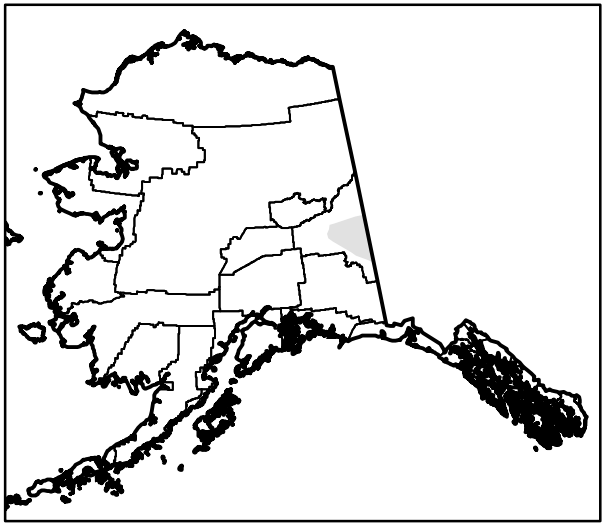



Drought Conditions (Percent Area)

	None	D0-D4	D1-D4	D2-D4	D3-D4	D4
Current	71.49	28.51	21.90	13.45	4.59	0.56
Last Week *10-20-2026*	71.49	28.51	22.44	13.56	5.27	0.68
3 Months Ago *07-28-2026*	70.49	29.51	23.28	12.77	5.92	0.78
Start of Calendar Year *01-06-2026*	74.91	25.09	9.12	0.96	0.00	0.00
Start of Water Year *09-29-2026*	68.45	31.55	23.04	14.13	6.11	0.68
One Year Ago *10-28-2025*	76.48	23.52	19.80	11.27	2.21	0.32

Intensity:

- None
- D0 Abnormally Dry
- D1 Moderate Drought
- D2 Severe Drought
- D3 Extreme Drought
- D4 Exceptional Drought

The Drought Monitor focuses on broad-scale conditions. Local conditions may vary. For more information on the Drought Monitor, go to https://droughtmonitor.unl.edu/About.aspx

Author:

Richard Tinker

CPC/NOAA/NWS/NCEP

droughtmonitor.unl.edu