U.S. Drought Monitor

West Climate Region

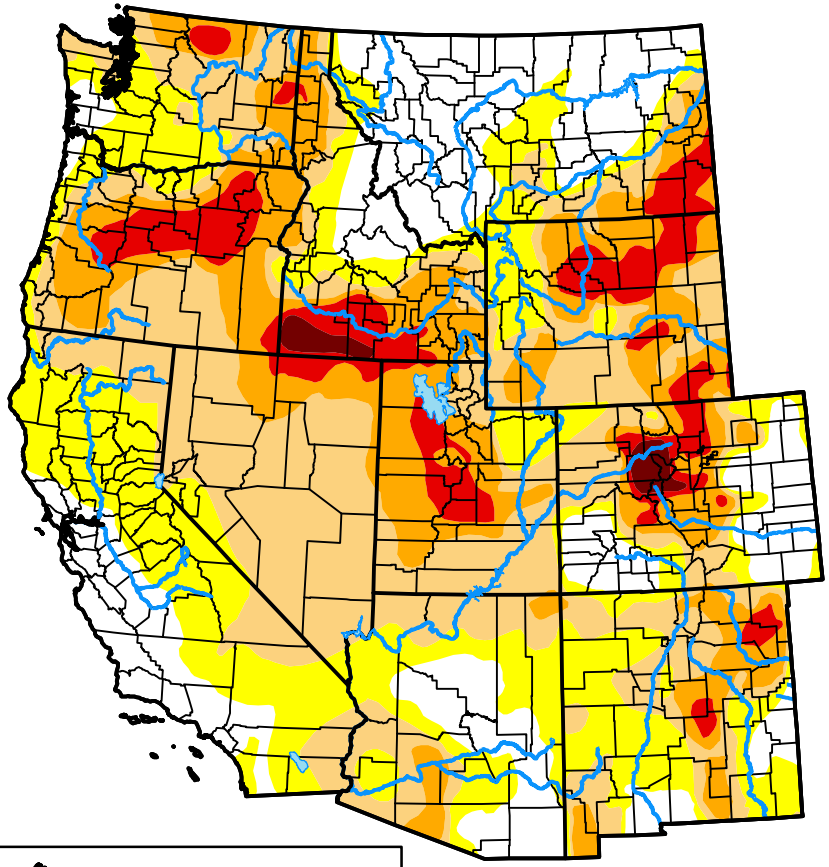

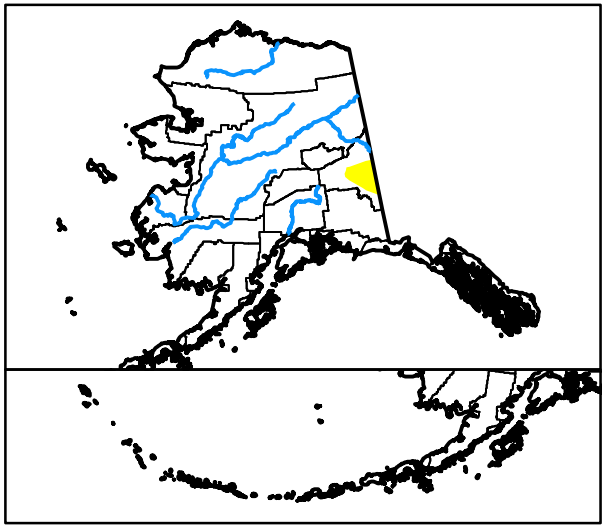

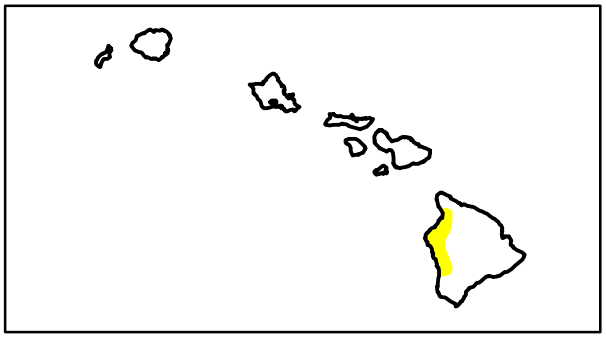

October 27, 2026

(Released Thursday, Oct. 29, 2026)

Valid 8 a.m. EDT

Drought Conditions (Percent Area)

	None	D0	D1	D2	D3	D4
Current	46.24	16.72	20.02	11.60	4.91	0.51
Last Week *10-20-2026*	44.24	16.08	17.96	15.18	5.83	0.71
3 Months Ago *07-28-2026*	39.03	13.20	15.24	19.35	12.00	1.18
Start of Calendar Year *01-06-2026*	56.94	18.58	14.79	8.90	0.75	0.04
Start of Water Year *09-29-2026*	39.30	14.03	19.55	17.75	8.42	0.95
One Year Ago *10-28-2025*	50.40	10.57	17.17	18.08	3.64	0.15

Intensity:

- None
- D0 Abnormally Dry
- D1 Moderate Drought
- D2 Severe Drought
- D3 Extreme Drought
- D4 Exceptional Drought

The Drought Monitor focuses on broad-scale conditions. Local conditions may vary. For more information on the Drought Monitor, go to https://droughtmonitor.unl.edu/About.aspx

Author:

Richard Tinker
CPC/NOAA/NWS/NCEP

droughtmonitor.unl.edu