U.S. Drought Monitor

USDA Northwest Climate Hub

November 3, 2026

(Released Thursday, Nov. 5, 2026)

Valid 7 a.m. EST

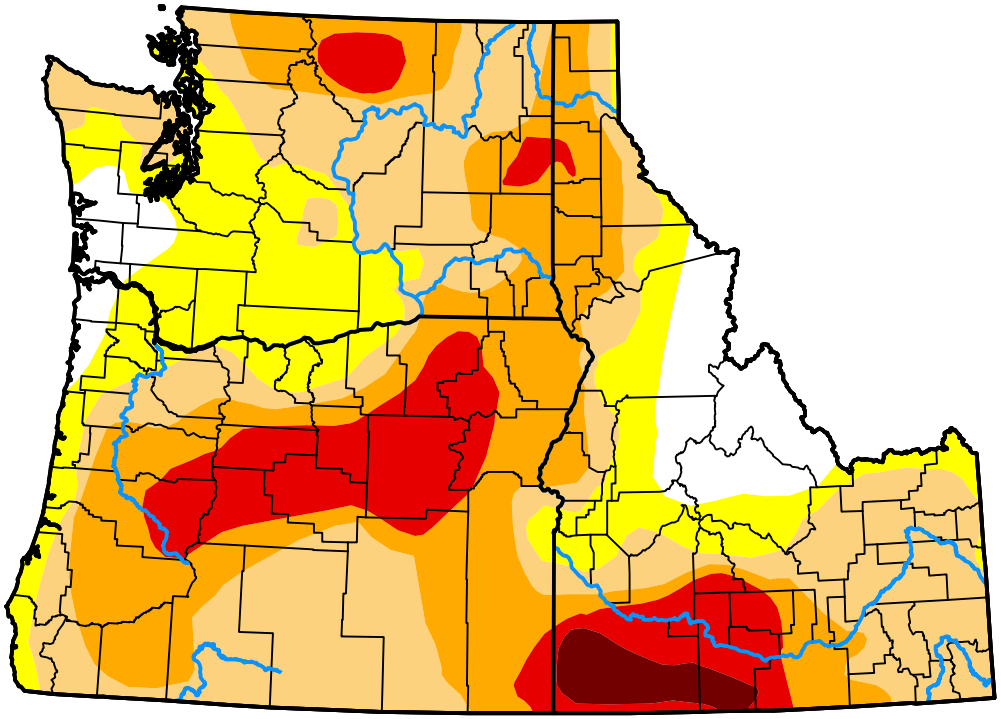

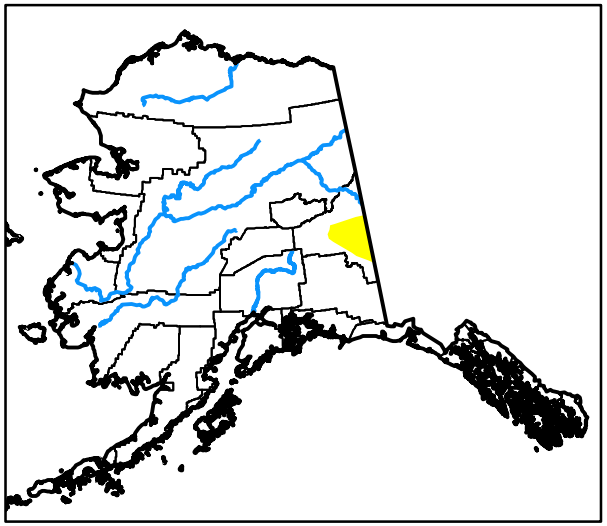



Drought Conditions (Percent Area)

	None	D0-D4	D1-D4	D2-D4	D3-D4	D4
Current	71.49	28.51	21.90	11.98	4.29	0.56
Last Week *10-27-2026*	71.49	28.51	21.90	13.45	4.59	0.56
3 Months Ago *08-04-2026*	65.86	34.14	24.06	15.58	6.47	1.03
Start of Calendar Year *01-06-2026*	74.91	25.09	9.12	0.96	0.00	0.00
Start of Water Year *09-29-2026*	68.45	31.55	23.04	14.13	6.11	0.68
One Year Ago *11-04-2025*	76.58	23.42	19.80	11.15	1.87	0.30

Intensity:

- None
- D0 Abnormally Dry
- D1 Moderate Drought
- D2 Severe Drought
- D3 Extreme Drought
- D4 Exceptional Drought

The Drought Monitor focuses on broad-scale conditions. Local conditions may vary. For more information on the Drought Monitor, go to https://droughtmonitor.unl.edu/About.aspx

Author:

Brad Pugh

CPC/NOAA

droughtmonitor.unl.edu