U.S. Drought Monitor

West Climate Region

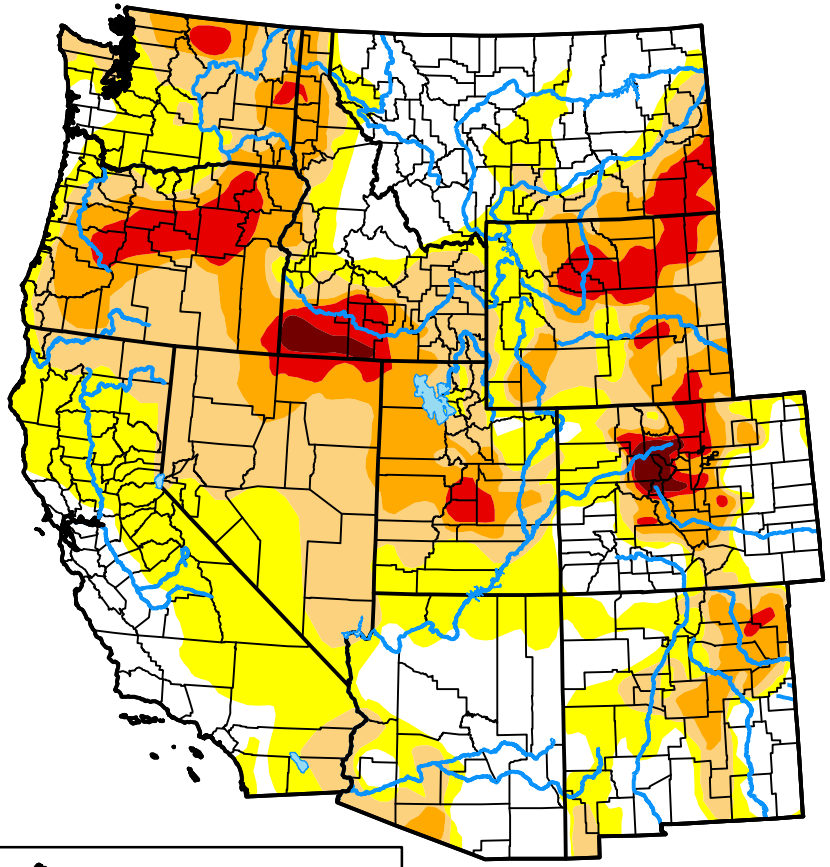

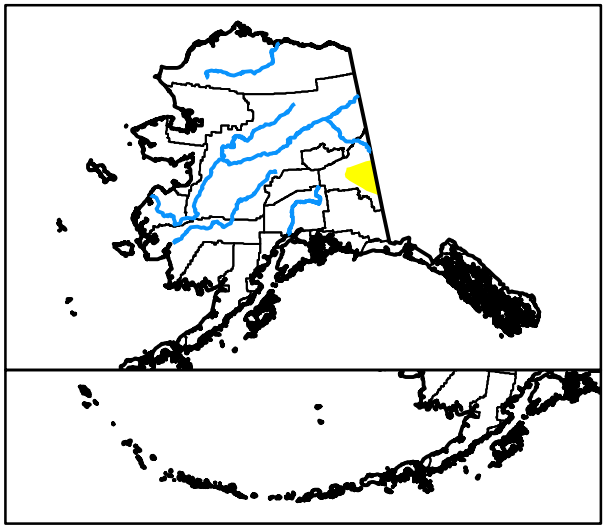

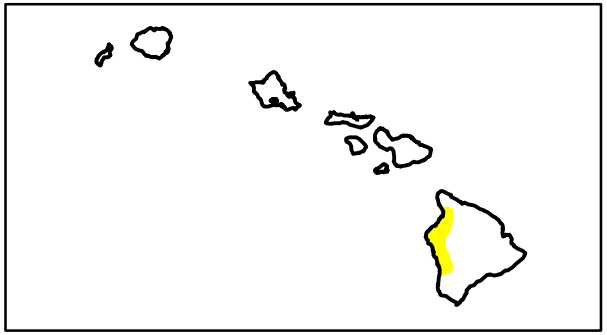

November 3, 2026

(Released Thursday, Nov. 5, 2026)

Valid 7 a.m. EST

Drought Conditions (Percent Area)

	None	D0	D1	D2	D3	D4
Current	50.74	18.86	15.99	9.88	4.02	0.52
Last Week *10-27-2026*	46.24	16.72	20.02	11.60	4.91	0.51
3 Months Ago *08-04-2026*	36.57	15.10	14.94	21.07	11.05	1.28
Start of Calendar Year *01-06-2026*	56.94	18.58	14.79	8.90	0.75	0.04
Start of Water Year *09-29-2026*	39.30	14.03	19.55	17.75	8.42	0.95
One Year Ago *11-04-2025*	50.52	10.45	16.66	19.03	3.21	0.14

Intensity:

- None
- D0 Abnormally Dry
- D1 Moderate Drought
- D2 Severe Drought
- D3 Extreme Drought
- D4 Exceptional Drought

The Drought Monitor focuses on broad-scale conditions. Local conditions may vary. For more information on the Drought Monitor, go to https://droughtmonitor.unl.edu/About.aspx

Author:

Brad Pugh
CPC/NOAA

droughtmonitor.unl.edu