U.S. Drought Monitor

USDA Northwest Climate Hub

November 10, 2026

(Released Thursday, Nov. 12, 2026)

Valid 7 a.m. EST

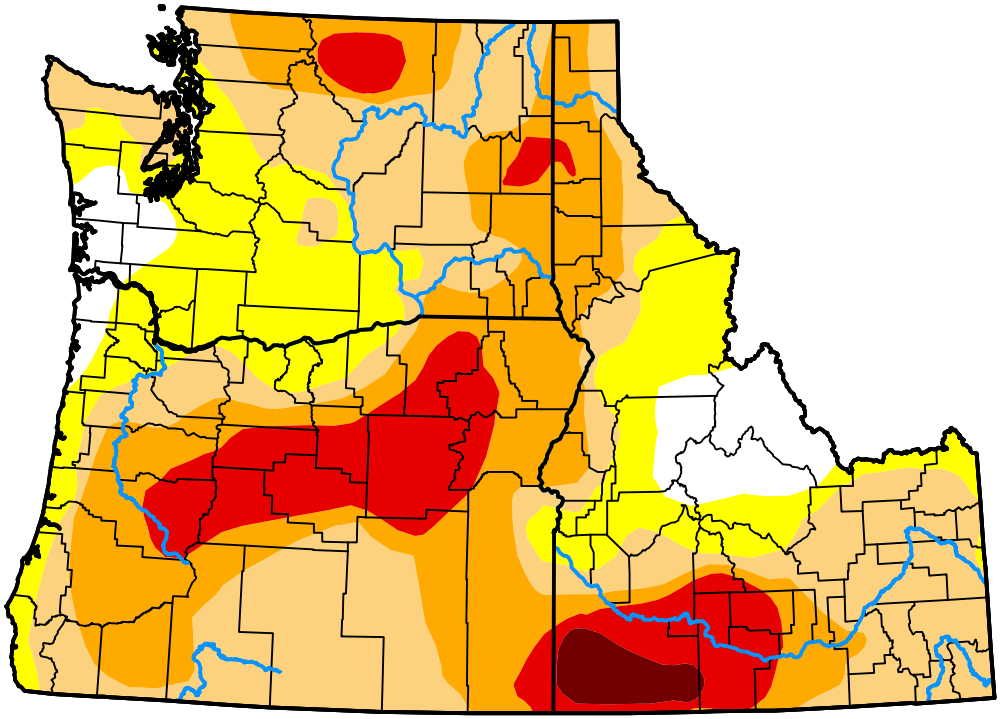

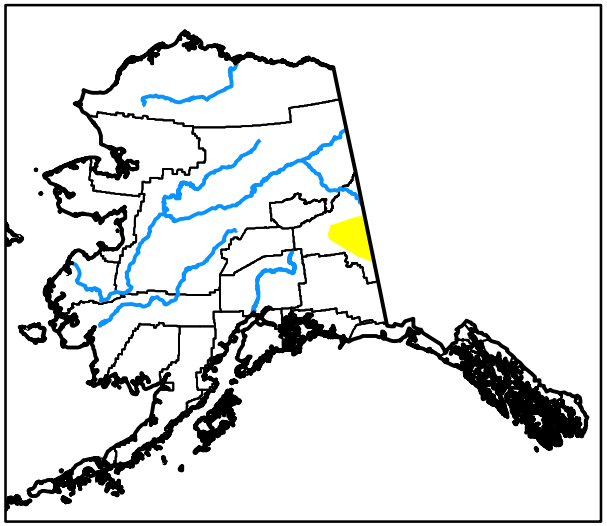



Drought Conditions (Percent Area)

	None	D0-D4	D1-D4	D2-D4	D3-D4	D4
Current	71.03	28.97	21.98	11.88	4.23	0.45
Last Week *11-03-2026*	71.49	28.51	21.90	11.98	4.29	0.56
3 Months Ago *08-11-2026*	64.61	35.39	24.65	15.58	6.47	1.03
Start of Calendar Year *01-06-2026*	74.91	25.09	9.12	0.96	0.00	0.00
Start of Water Year *09-29-2026*	68.45	31.55	23.04	14.13	6.11	0.68
One Year Ago *11-11-2025*	76.80	23.20	18.49	8.31	1.75	0.00

Intensity:

- None
- D0 Abnormally Dry
- D1 Moderate Drought
- D2 Severe Drought
- D3 Extreme Drought
- D4 Exceptional Drought

The Drought Monitor focuses on broad-scale conditions. Local conditions may vary. For more information on the Drought Monitor, go to https://droughtmonitor.unl.edu/About.aspx

Author:

Jonathan Case

NASA/MSFC/UAH

droughtmonitor.unl.edu