U.S. Drought Monitor

USDA Northwest Climate Hub

November 17, 2026

(Released Thursday, Nov. 19, 2026)

Valid 7 a.m. EST

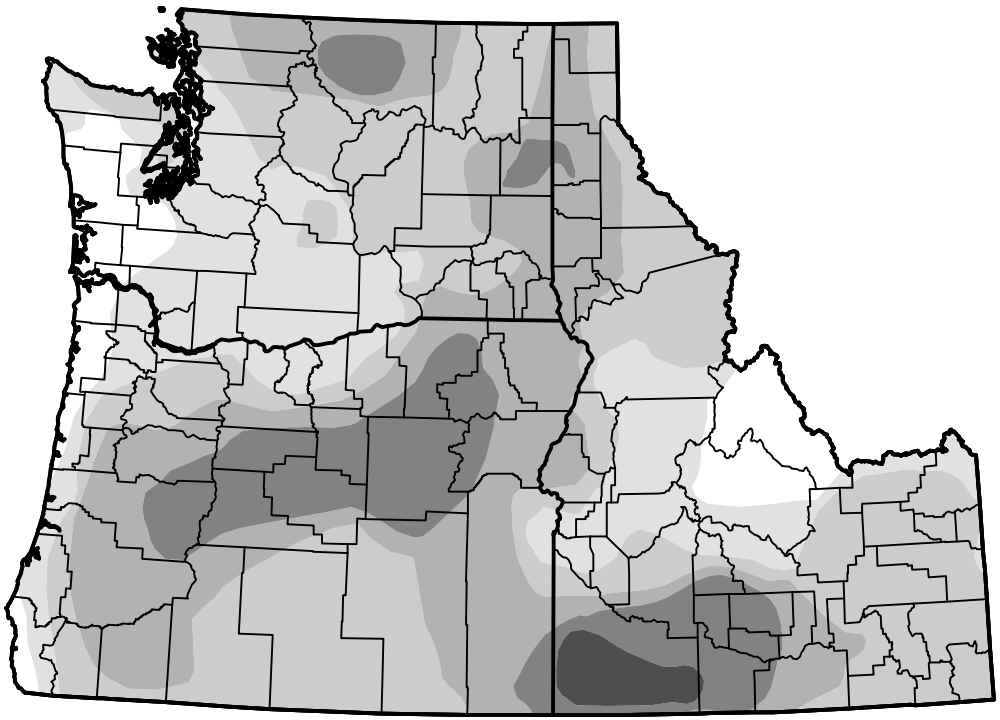

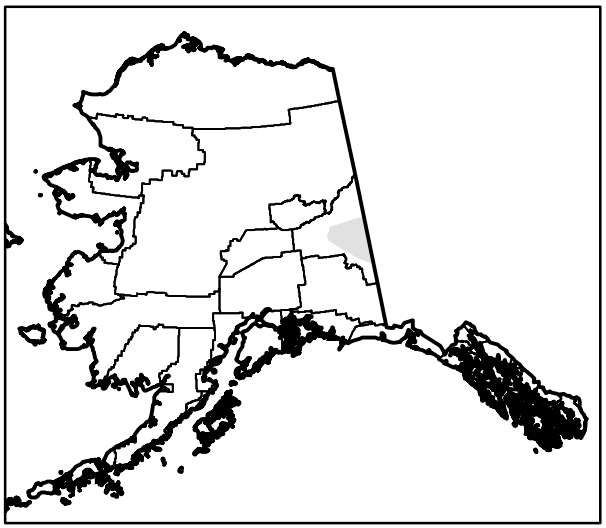



Drought Conditions (Percent Area)

	None	D0	D1	D2	D3	D4
Current	71.17	6.57	10.40	7.63	3.78	0.45
Last Week *11-10-2026*	71.03	6.99	10.10	7.65	3.78	0.45
3 Months Ago *08-18-2026*	63.96	11.06	9.43	8.85	5.47	1.24
Start of Calendar Year *01-06-2026*	74.91	15.97	8.16	0.96	0.00	0.00
Start of Water Year *09-29-2026*	68.45	8.51	8.91	8.02	5.43	0.68
One Year Ago *11-18-2025*	76.80	4.95	11.95	5.33	0.97	0.00

Intensity:

- None
- D0 Abnormally Dry
- D1 Moderate Drought
- D2 Severe Drought
- D3 Extreme Drought
- D4 Exceptional Drought

The Drought Monitor focuses on broad-scale conditions. Local conditions may vary. For more information on the Drought Monitor, go to https://droughtmonitor.unl.edu/About.aspx

Author:

Jonathan Case
NASA/MSFC/UAH

droughtmonitor.unl.edu