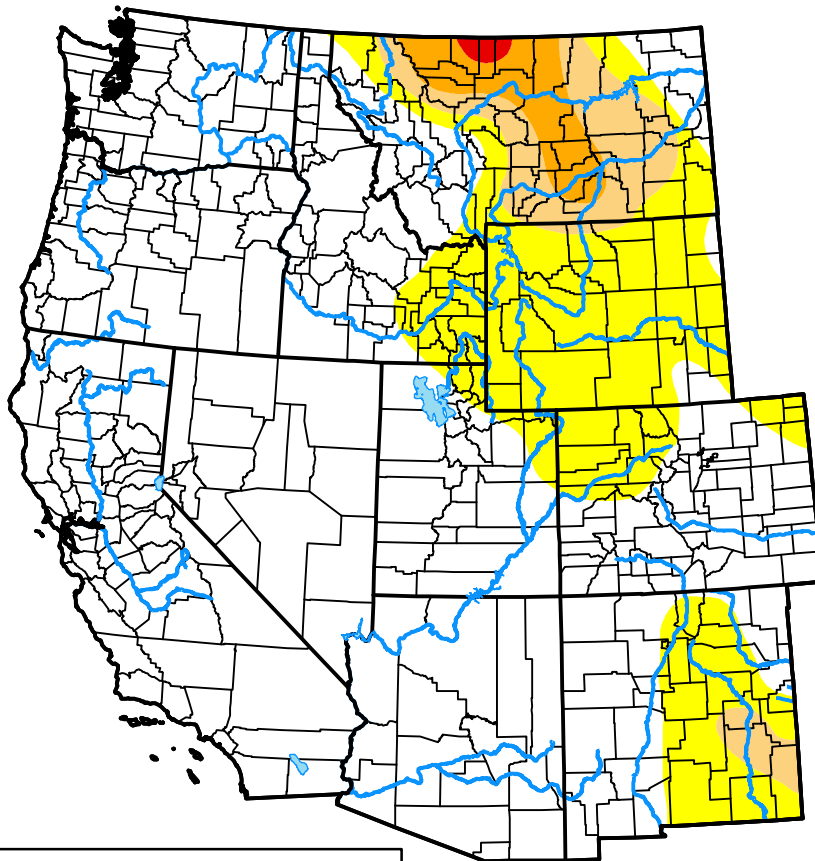


U.S. Drought Monitor West Climate Region

November 14, 2000
(Released Thursday, Nov. 16, 2000)

Valid 7 a.m. EST



Drought Conditions (Percent Area)

	None	D0-D4	D1-D4	D2-D4	D3-D4	D4
Current	82.52	17.48	4.90	1.77	0.14	0.00
Last Week <i>11-07-2000</i>	76.96	23.04	5.71	1.87	0.23	0.00
3 Months Ago <i>08-15-2000</i>	55.12	44.88	17.19	4.63	0.04	0.00
Start of Calendar Year <i>01-04-2000</i>	86.71	13.29	0.32	0.01	0.00	0.00
Start of Water Year <i>09-26-2000</i>	58.79	41.21	19.57	7.31	0.87	0.00
One Year Ago <i>01-01-1900</i>	-	-	-	-	-	-

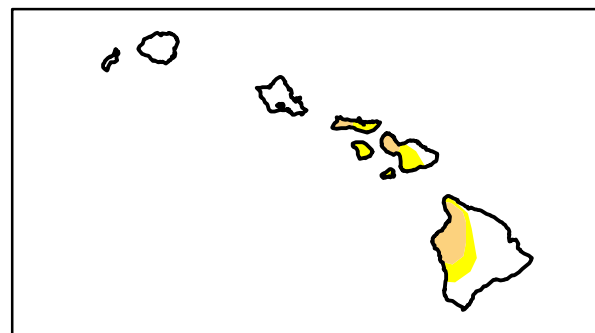
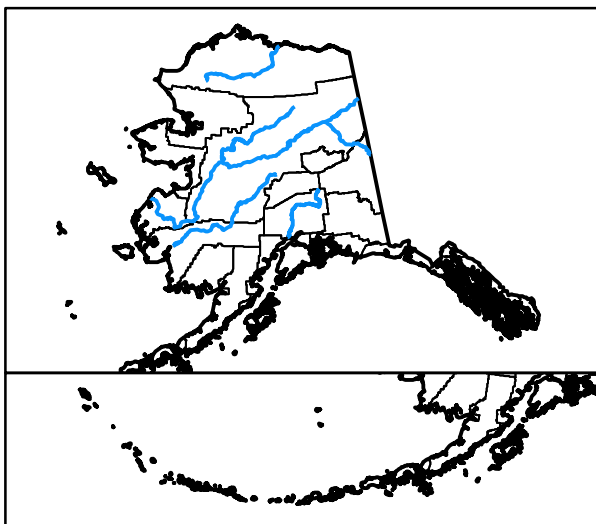
Intensity:

- None
- D0 Abnormally Dry
- D1 Moderate Drought
- D2 Severe Drought
- D3 Extreme Drought
- D4 Exceptional Drought

The Drought Monitor focuses on broad-scale conditions. Local conditions may vary. For more information on the Drought Monitor, go to <https://droughtmonitor.unl.edu/About.aspx>

Author:

Staff None
National Drought Mitigation Center



droughtmonitor.unl.edu