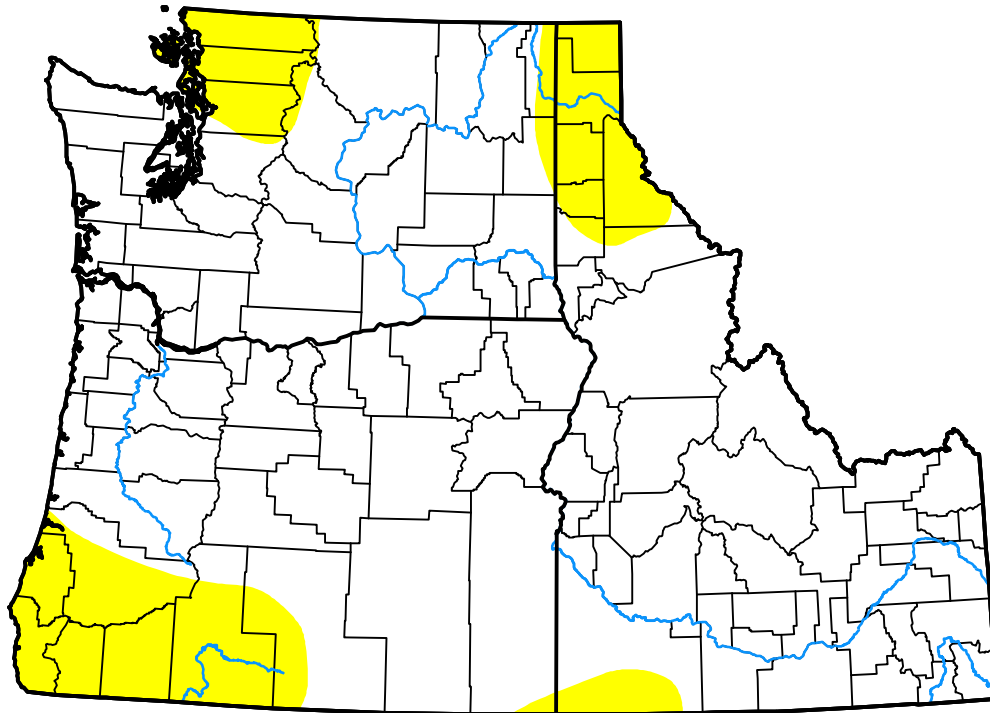


U.S. Drought Monitor

USDA Northwest Climate Hub

January 9, 2001
 (Released Thursday, Jan. 11, 2001)
 Valid 7 a.m. EST



Drought Conditions (Percent Area)

	None	D0	D1	D2	D3	D4
Current	95.45	4.55	0.00	0.00	0.00	0.00
Last Week <i>01-04-2001</i>	99.98	0.02	0.00	0.00	0.00	0.00
3 Months Ago <i>10-12-2000</i>	90.96	2.82	5.01	1.18	0.03	0.00
Start of Calendar Year <i>01-04-2001</i>	99.98	0.02	0.00	0.00	0.00	0.00
Start of Water Year <i>09-28-2000</i>	90.50	3.27	5.01	1.18	0.03	0.00
One Year Ago <i>01-13-2000</i>	99.28	0.72	0.00	0.00	0.00	0.00

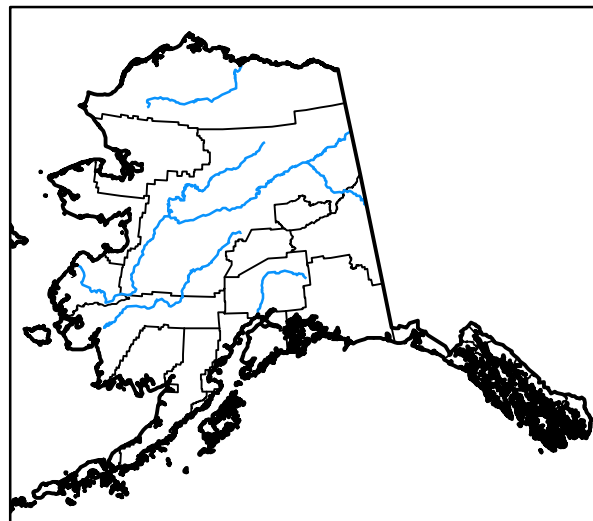

Intensity:

- None
- D0 Abnormally Dry
- D1 Moderate Drought
- D2 Severe Drought
- D3 Extreme Drought
- D4 Exceptional Drought

The Drought Monitor focuses on broad-scale conditions. Local conditions may vary. For more information on the Drought Monitor, go to <https://droughtmonitor.unl.edu/About.aspx>

Author:

Mark Svoboda
 National Drought Mitigation Center



droughtmonitor.unl.edu