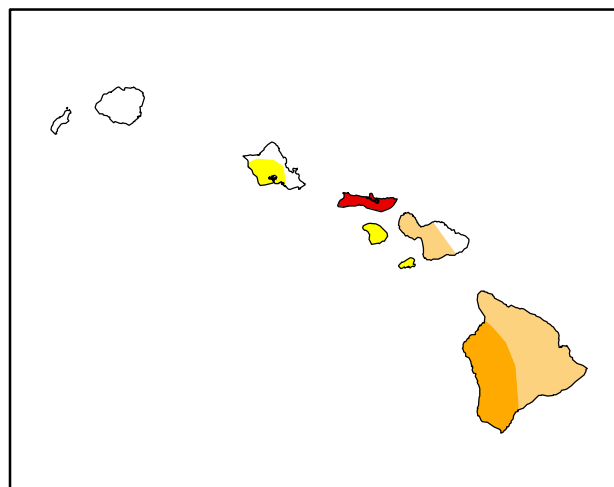
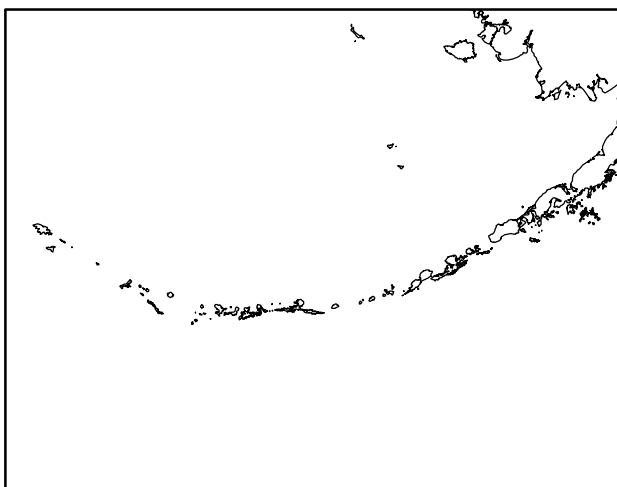
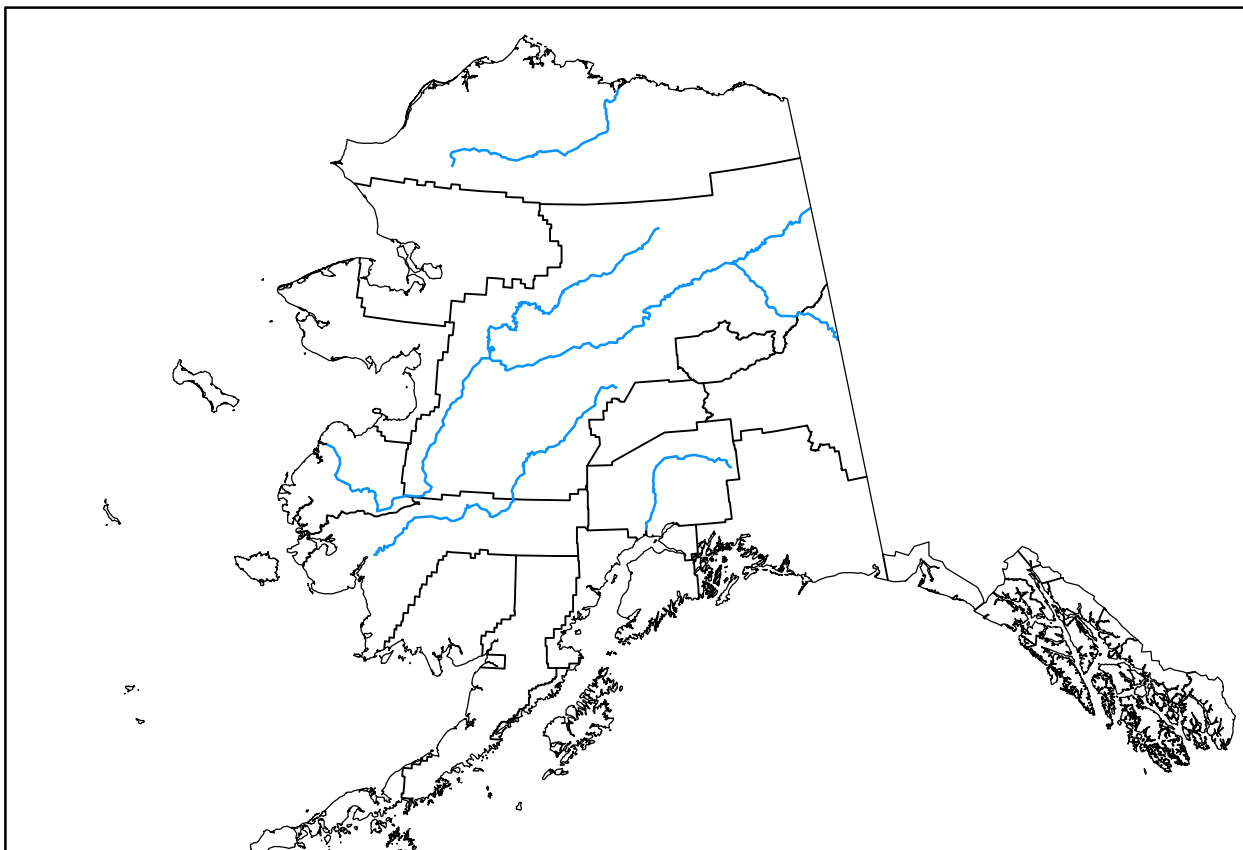


U.S. Drought Monitor Pacific

February 27, 2001
(Released Thursday, Mar. 1, 2001)

Valid 7 a.m. EST



Drought Conditions (Percent Area)

	None	D0-D4	D1-D4	D2-D4	D3-D4	D4
Current	99.11	0.89	0.81	0.32	0.04	0.00
Last Week <i>02-22-2001</i>	99.05	0.95	0.81	0.29	0.00	0.00
3 Months Ago <i>11-30-2000</i>	99.59	0.41	0.20	0.00	0.00	0.00
Start of Calendar Year <i>01-04-2001</i>	99.67	0.33	0.05	0.00	0.00	0.00
Start of Water Year <i>09-28-2000</i>	99.35	0.65	0.65	0.30	0.00	0.00
One Year Ago <i>03-02-2000</i>	99.51	0.49	0.49	0.00	0.00	0.00


Intensity:



The Drought Monitor focuses on broad-scale conditions. Local conditions may vary. See accompanying text summary for forecast statements.

Author:

Brad Rippey
U.S. Department of Agriculture



droughtmonitor.unl.edu