

U.S. Drought Monitor

USDA Southwest Climate Hub

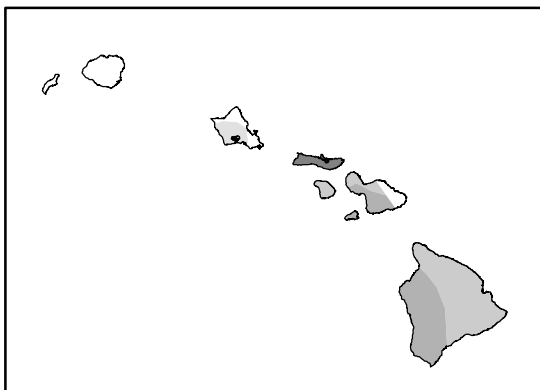
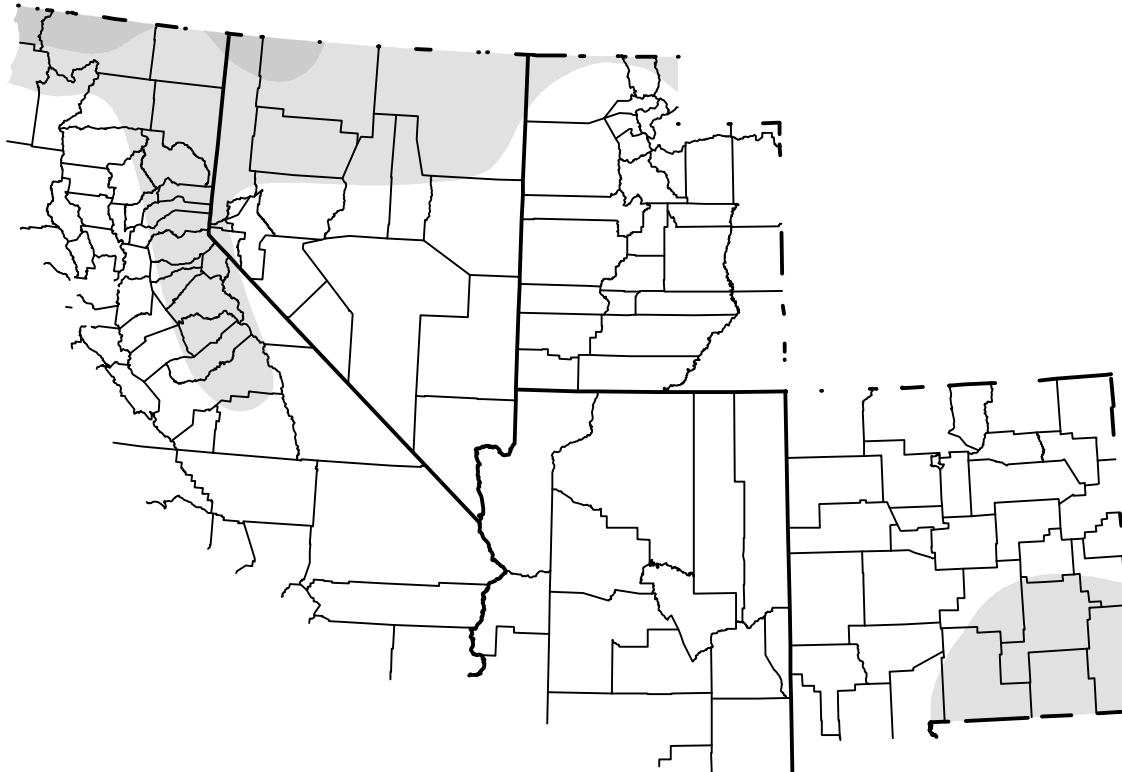
March 13, 2001

(Released Thursday, Mar. 15, 2001)

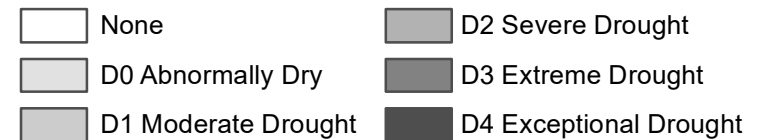
Valid 7 a.m. EST

Drought Conditions (Percent Area)

	None	D0-D4	D1-D4	D2-D4	D3-D4	D4
Current	79.87	20.13	2.21	0.38	0.04	0.00
Last Week <i>03-08-2001</i>	80.07	19.93	2.18	0.32	0.04	0.00
3 Months Ago <i>12-14-2000</i>	90.20	9.80	1.33	0.00	0.00	0.00
Start of Calendar Year <i>01-04-2001</i>	83.72	16.28	1.30	0.00	0.00	0.00
Start of Water Year <i>09-28-2000</i>	38.83	61.17	25.82	7.12	0.00	0.00
One Year Ago <i>03-16-2000</i>	71.52	28.48	12.10	1.19	0.00	0.00



Intensity:



The Drought Monitor focuses on broad-scale conditions. Local conditions may vary. See accompanying text summary for forecast statements.

Author:

Michael Hayes
National Drought Mitigation Center



droughtmonitor.unl.edu