

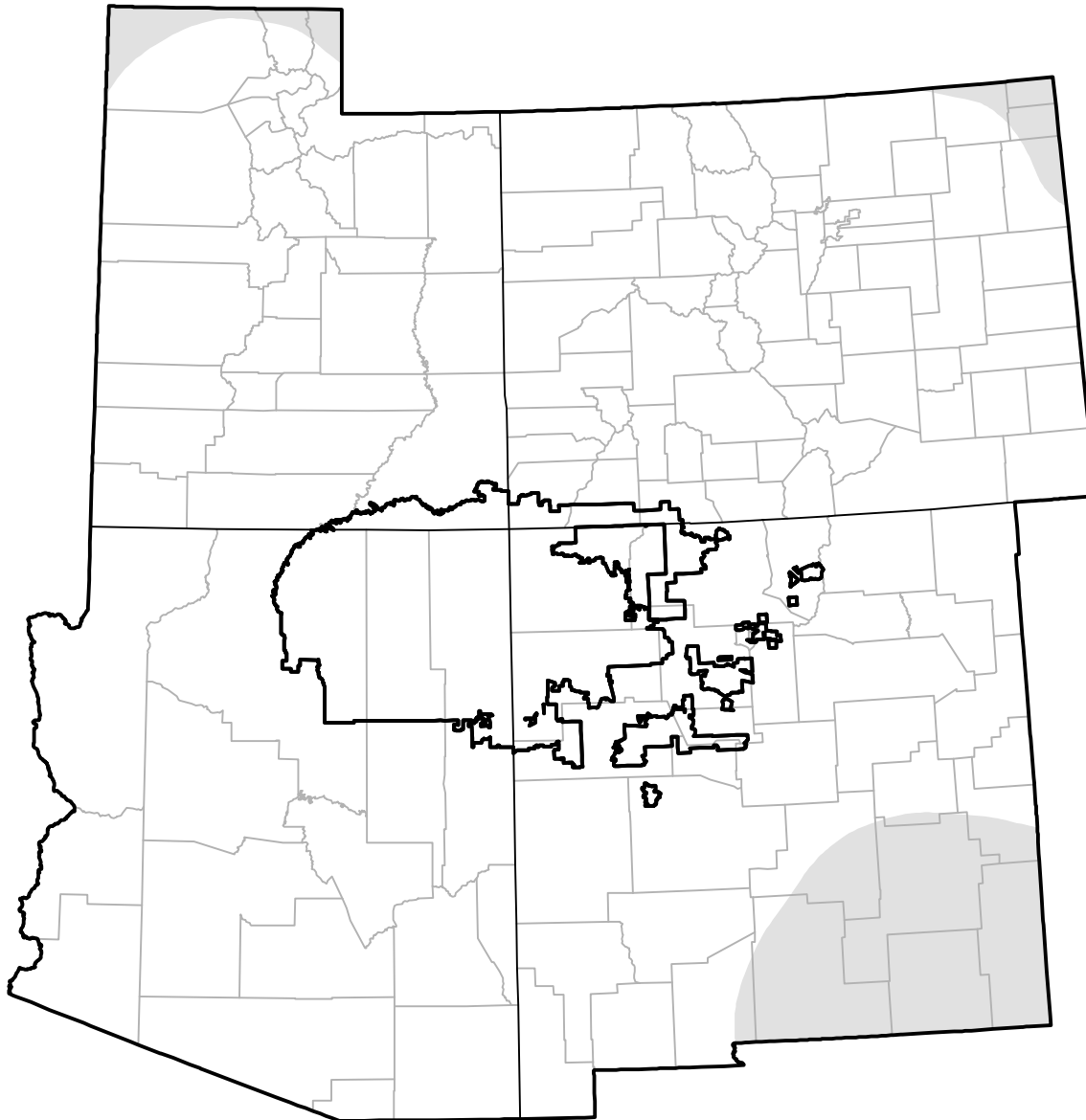
Corners RDEWS and Surrounding Areas

(Released Thursday, Mar. 15, 2001)



Valid 7 a.m. EST

Drought Conditions (Percent Area)

	None	D0	D1	D2	D3	D4
Current	92.80	7.20	0.00	0.00	0.00	0.00
Last Week <i>03-08-2001</i>	93.53	6.47	0.00	0.00	0.00	0.00
3 Months Ago <i>12-14-2000</i>	83.27	14.94	1.80	0.00	0.00	0.00
Start of Calendar Year <i>01-04-2001</i>	88.15	10.08	1.76	0.00	0.00	0.00
Start of Water Year <i>09-28-2000</i>	16.80	47.28	25.93	9.98	0.00	0.00
One Year Ago <i>03-16-2000</i>	61.12	22.62	14.58	1.67	0.00	0.00



Intensity:

-  None
-  D0 Abnormally Dry
-  D1 Moderate Drought
-  D2 Severe Drought
-  D3 Extreme Drought
-  D4 Exceptional Drought

The Drought Monitor focuses on broad-scale conditions. Local conditions may vary. For more information on the Drought Monitor, go to <https://droughtmonitor.unl.edu/About.aspx>

Author:

Michael Hayes
National Drought Mitigation Center

