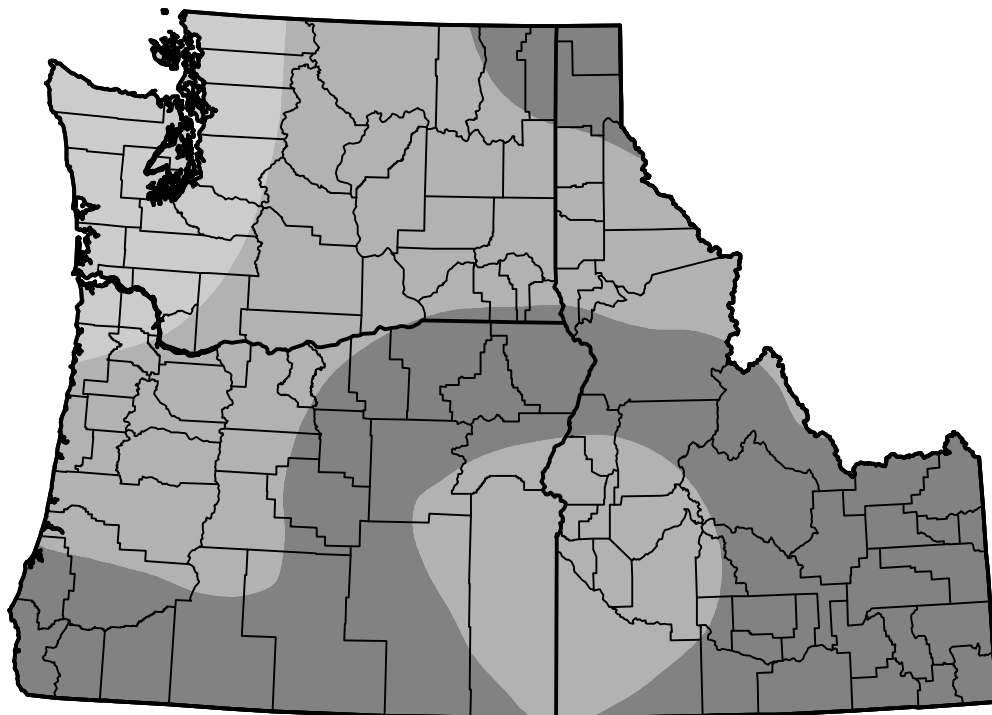


U.S. Drought Monitor

USDA Northwest Climate Hub

September 25, 2001
 (Released Thursday, Sep. 27, 2001)
 Valid 8 a.m. EDT



Drought Conditions (Percent Area)

	None	D0-D4	D1-D4	D2-D4	D3-D4	D4
Current	70.14	29.86	29.86	26.97	13.27	0.00
Last Week <i>09-20-2001</i>	70.14	29.86	29.86	26.97	13.21	0.00
3 Months Ago <i>06-28-2001</i>	70.14	29.86	29.86	25.99	1.98	0.00
Start of Calendar Year <i>01-04-2001</i>	99.98	0.02	0.00	0.00	0.00	0.00
Start of Water Year <i>09-28-2000</i>	90.50	9.50	6.23	1.21	0.03	0.00
One Year Ago <i>09-28-2000</i>	90.50	9.50	6.23	1.21	0.03	0.00

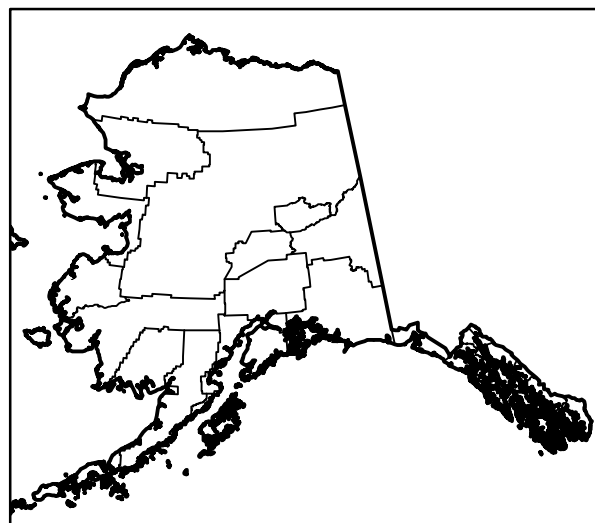

Intensity:



The Drought Monitor focuses on broad-scale conditions. Local conditions may vary. For more information on the Drought Monitor, go to <https://droughtmonitor.unl.edu/About.aspx>

Author:

Scott Stephens
 NOAA/NESDIS/NCEI



droughtmonitor.unl.edu