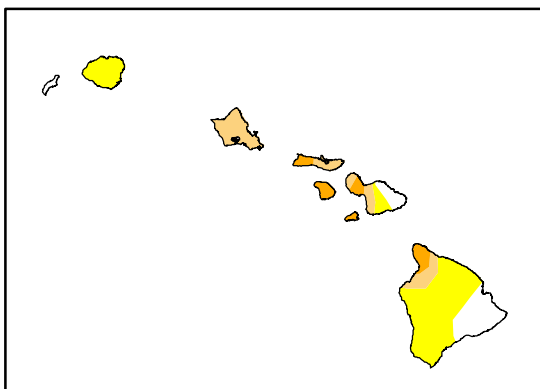
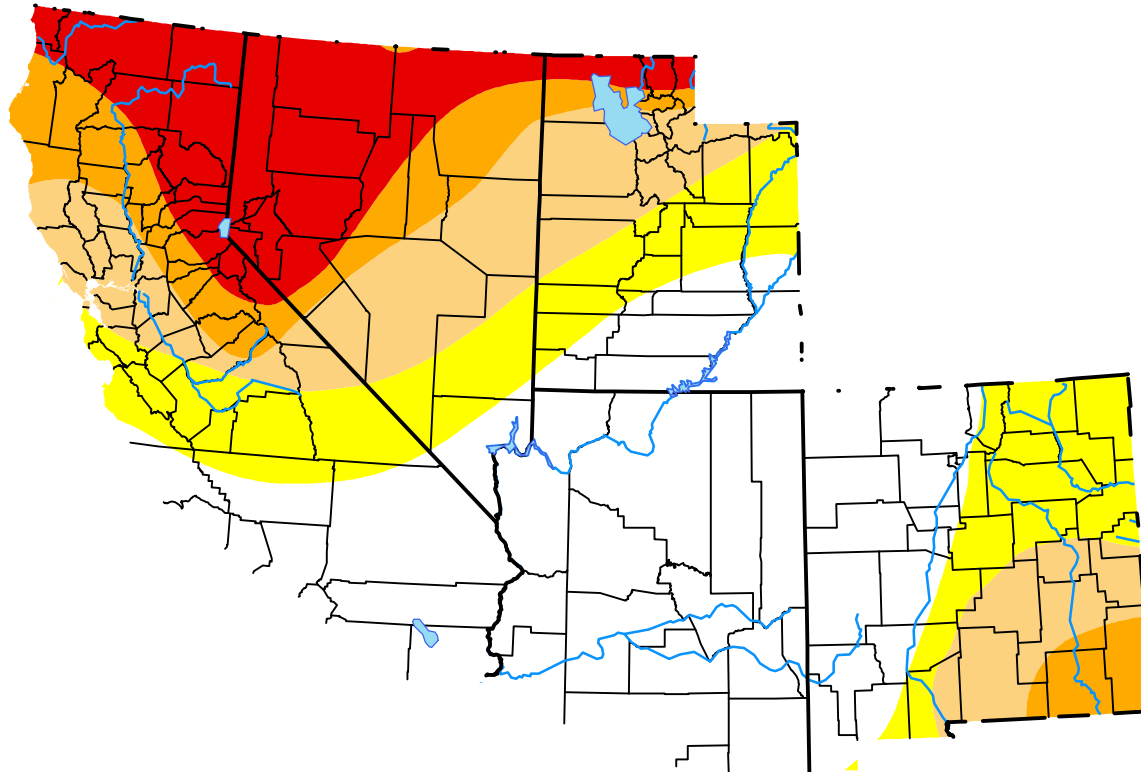


U.S. Drought Monitor

USDA Southwest Climate Hub

September 25, 2001
 (Released Thursday, Sep. 27, 2001)
 Valid 8 a.m. EDT



Drought Conditions (Percent Area)

	None	D0	D1	D2	D3	D4
Current	42.72	18.14	16.78	9.07	13.29	0.00
Last Week <i>09-20-2001</i>	42.73	18.13	16.78	9.07	13.29	0.00
3 Months Ago <i>06-28-2001</i>	45.71	28.96	8.44	16.64	0.25	0.00
Start of Calendar Year <i>01-04-2001</i>	83.72	14.98	1.30	0.00	0.00	0.00
Start of Water Year <i>09-28-2000</i>	38.83	35.34	18.71	7.12	0.00	0.00
One Year Ago <i>09-28-2000</i>	38.83	35.34	18.71	7.12	0.00	0.00


Intensity:



The Drought Monitor focuses on broad-scale conditions. Local conditions may vary. See accompanying text summary for forecast statements.

Author:

Scott Stephens
 NOAA/NESDIS/NCEI



droughtmonitor.unl.edu