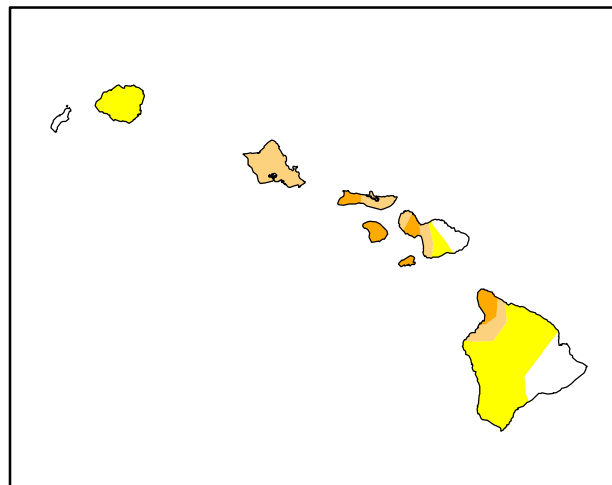
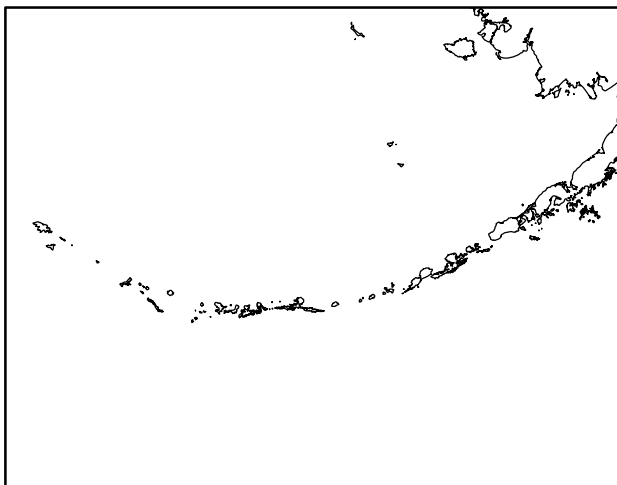
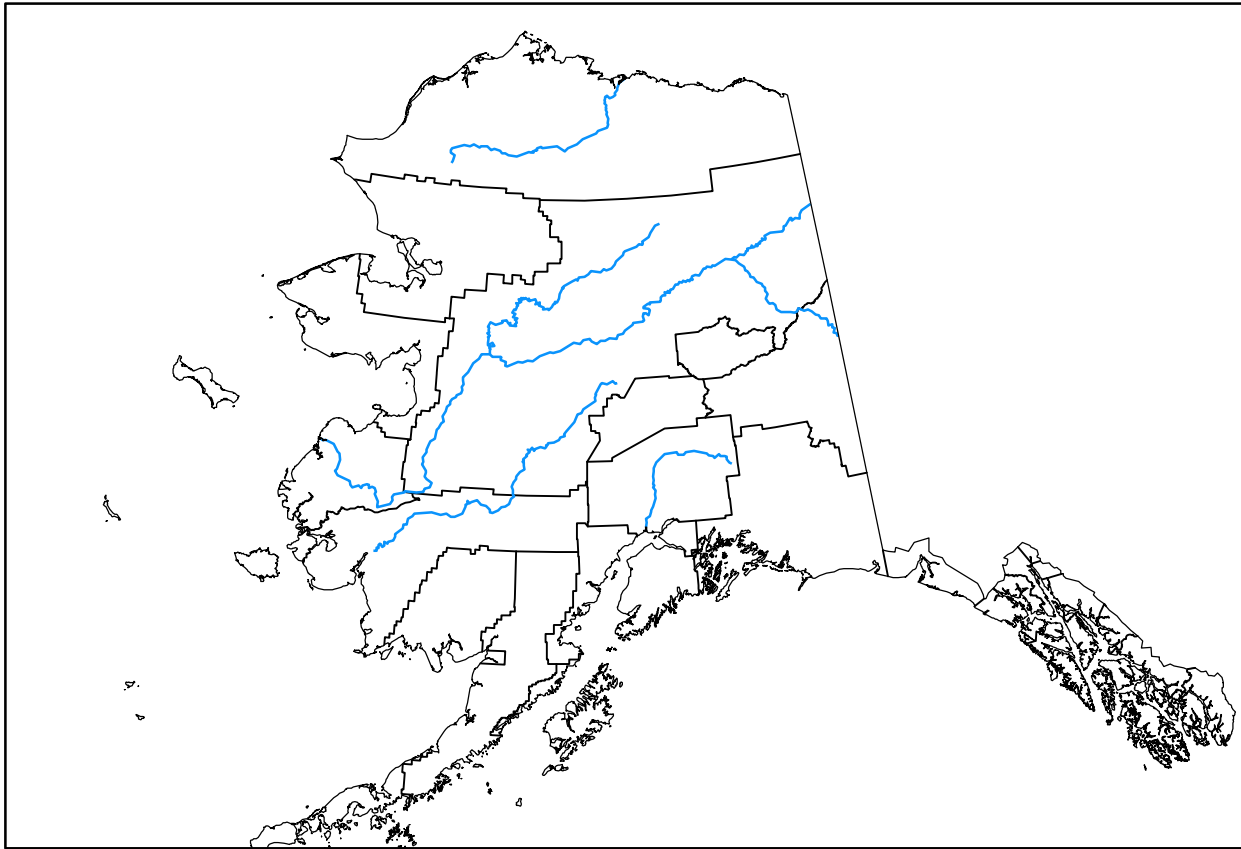


U.S. Drought Monitor Pacific

September 25, 2001
(Released Thursday, Sep. 27, 2001)
Valid 8 a.m. EDT



Drought Conditions (Percent Area)

	None	D0	D1	D2	D3	D4
Current	99.14	0.56	0.21	0.10	0.00	0.00
Last Week <i>09-20-2001</i>	99.14	0.55	0.21	0.10	0.00	0.00
3 Months Ago <i>06-28-2001</i>	99.29	0.38	0.19	0.14	0.00	0.00
Start of Calendar Year <i>01-04-2001</i>	99.67	0.28	0.05	0.00	0.00	0.00
Start of Water Year <i>09-28-2000</i>	99.35	0.00	0.36	0.30	0.00	0.00
One Year Ago <i>09-28-2000</i>	99.35	0.00	0.36	0.30	0.00	0.00

Intensity:



The Drought Monitor focuses on broad-scale conditions. Local conditions may vary. See accompanying text summary for forecast statements.

Author:

Scott Stephens
NOAA/NESDIS/NCEI

