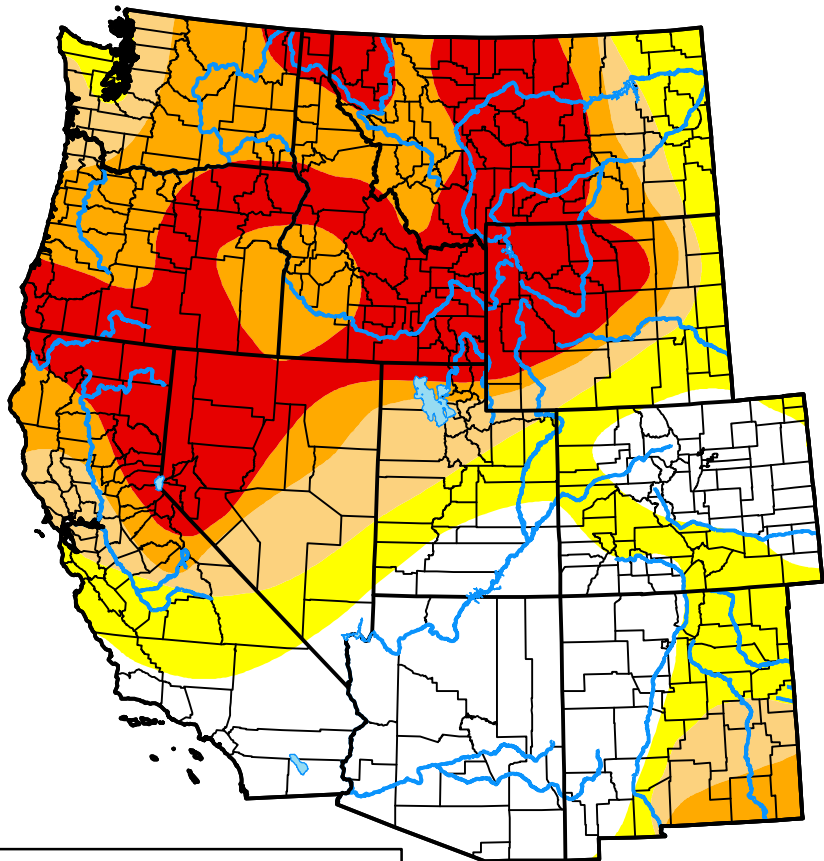


U.S. Drought Monitor West Climate Region

October 16, 2001
(Released Thursday, Oct. 18, 2001)

Valid 8 a.m. EDT



Drought Conditions (Percent Area)

	None	D0	D1	D2	D3	D4
Current	50.73	11.50	8.13	12.69	16.95	0.00
Last Week <i>10-09-2001</i>	51.03	10.85	8.64	12.53	16.95	0.00
3 Months Ago <i>07-17-2001</i>	59.34	8.55	7.54	18.93	5.63	0.00
Start of Calendar Year <i>01-02-2001</i>	85.25	9.99	2.94	1.69	0.13	0.00
Start of Water Year <i>09-25-2001</i>	51.58	10.50	8.43	13.59	15.90	0.00
One Year Ago <i>10-17-2000</i>	61.45	21.92	11.60	4.88	0.15	0.00

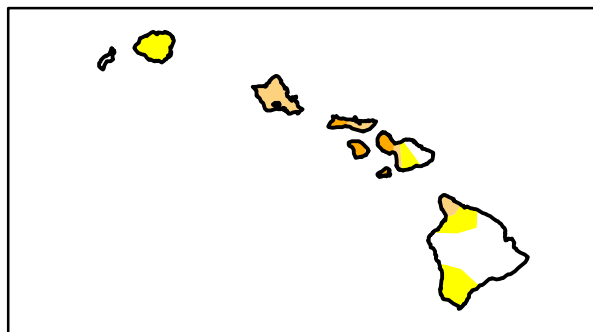
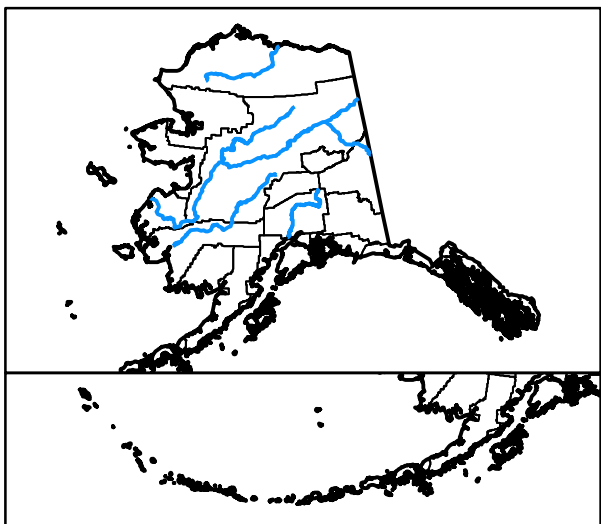
Intensity:

- None
- D0 Abnormally Dry
- D1 Moderate Drought
- D2 Severe Drought
- D3 Extreme Drought
- D4 Exceptional Drought

The Drought Monitor focuses on broad-scale conditions. Local conditions may vary. For more information on the Drought Monitor, go to <https://droughtmonitor.unl.edu/About.aspx>

Author:

Douglas Le Comte
CPC/NOAA



droughtmonitor.unl.edu