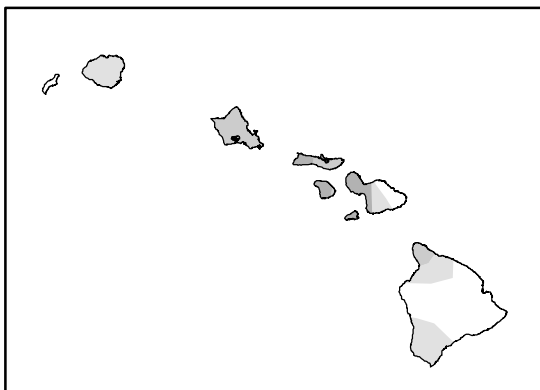
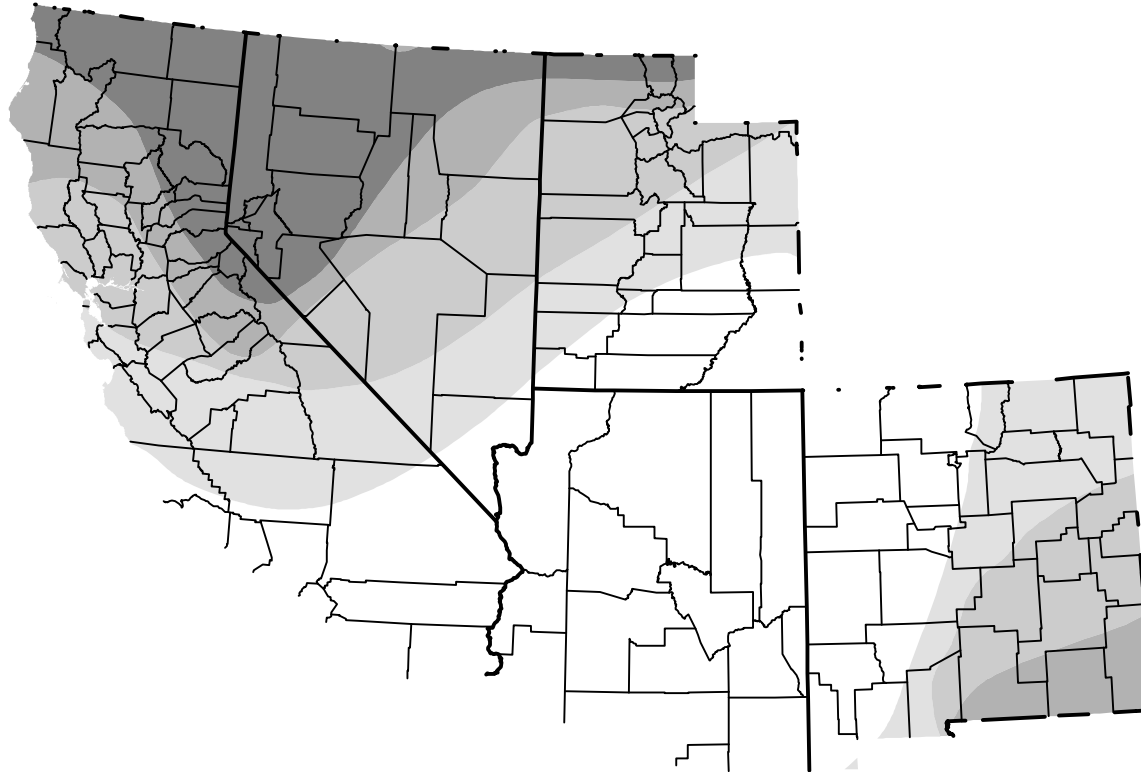


U.S. Drought Monitor

USDA Southwest Climate Hub

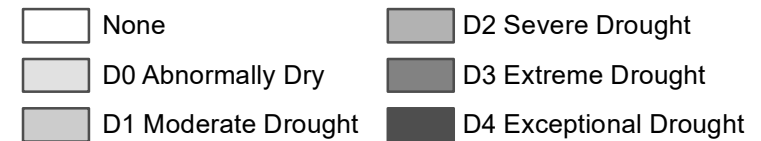
October 23, 2001
 (Released Thursday, Oct. 25, 2001)
 Valid 8 a.m. EDT



Drought Conditions (Percent Area)

	None	D0-D4	D1-D4	D2-D4	D3-D4	D4
Current	41.73	58.27	40.02	22.80	13.19	0.00
Last Week <i>10-18-2001</i>	41.73	58.27	39.07	22.79	13.19	0.00
3 Months Ago <i>07-26-2001</i>	56.68	43.32	26.87	17.96	9.25	0.00
Start of Calendar Year <i>01-04-2001</i>	83.72	16.28	1.30	0.00	0.00	0.00
Start of Water Year <i>09-27-2001</i>	42.72	57.28	39.13	22.36	13.29	0.00
One Year Ago <i>10-26-2000</i>	46.80	53.20	17.11	3.07	0.00	0.00

Intensity:



The Drought Monitor focuses on broad-scale conditions. Local conditions may vary. See accompanying text summary for forecast statements.

Author:

Mark Svoboda
 National Drought Mitigation Center



droughtmonitor.unl.edu