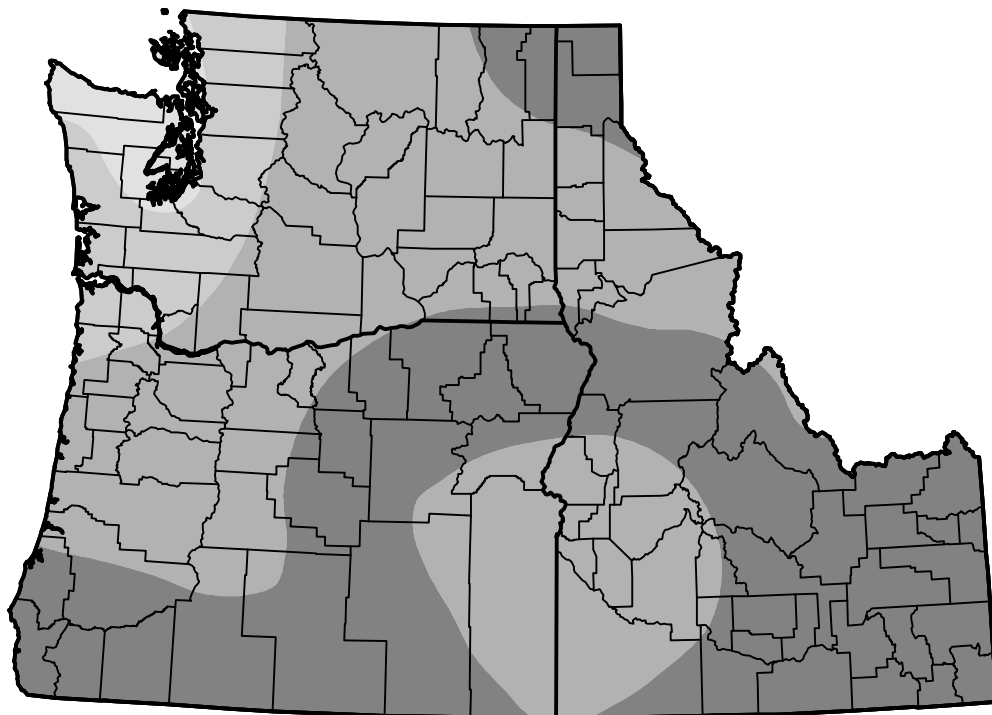


U.S. Drought Monitor

USDA Northwest Climate Hub

November 13, 2001
 (Released Thursday, Nov. 15, 2001)

Valid 7 a.m. EST



Drought Conditions (Percent Area)

	None	D0-D4	D1-D4	D2-D4	D3-D4	D4
Current	70.14	29.86	29.12	26.97	13.26	0.00
Last Week <i>11-08-2001</i>	70.14	29.86	29.12	26.97	13.26	0.00
3 Months Ago <i>08-16-2001</i>	70.14	29.86	29.86	26.47	6.61	0.00
Start of Calendar Year <i>01-04-2001</i>	99.98	0.02	0.00	0.00	0.00	0.00
Start of Water Year <i>09-27-2001</i>	70.14	29.86	29.86	26.97	13.27	0.00
One Year Ago <i>11-16-2000</i>	97.61	2.39	0.00	0.00	0.00	0.00

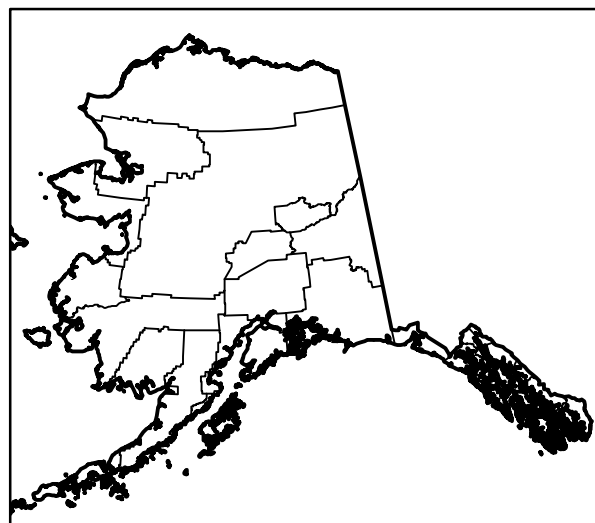

Intensity:



The Drought Monitor focuses on broad-scale conditions. Local conditions may vary. For more information on the Drought Monitor, go to <https://droughtmonitor.unl.edu/About.aspx>

Author:

Michael Hayes
 National Drought Mitigation Center



droughtmonitor.unl.edu