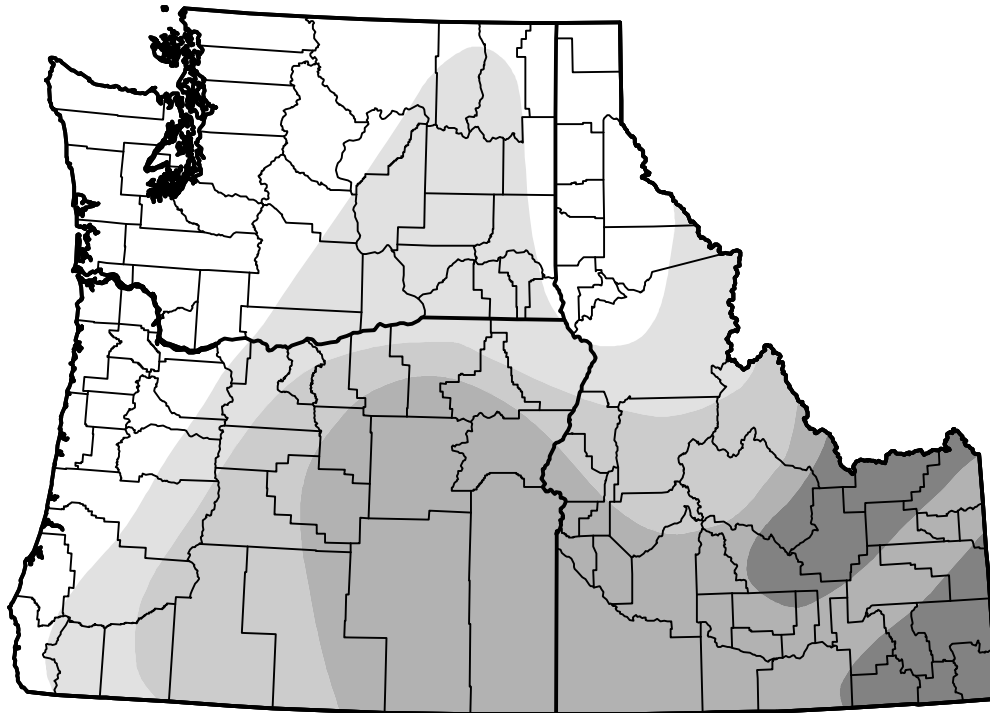


U.S. Drought Monitor

USDA Northwest Climate Hub

August 13, 2002
 (Released Thursday, Aug. 15, 2002)
 Valid 8 a.m. EDT



Drought Conditions (Percent Area)

	None	D0-D4	D1-D4	D2-D4	D3-D4	D4
Current	43.40	56.60	14.91	10.38	2.03	0.00
Last Week <i>08-08-2002</i>	44.02	55.98	15.17	10.26	0.76	0.00
3 Months Ago <i>05-16-2002</i>	76.11	23.89	5.82	1.35	0.23	0.00
Start of Calendar Year <i>01-03-2002</i>	73.71	26.29	23.87	20.61	6.20	0.00
Start of Water Year <i>09-27-2001</i>	70.14	29.86	29.86	26.97	13.27	0.00
One Year Ago <i>08-16-2001</i>	70.14	29.86	29.86	26.47	6.61	0.00

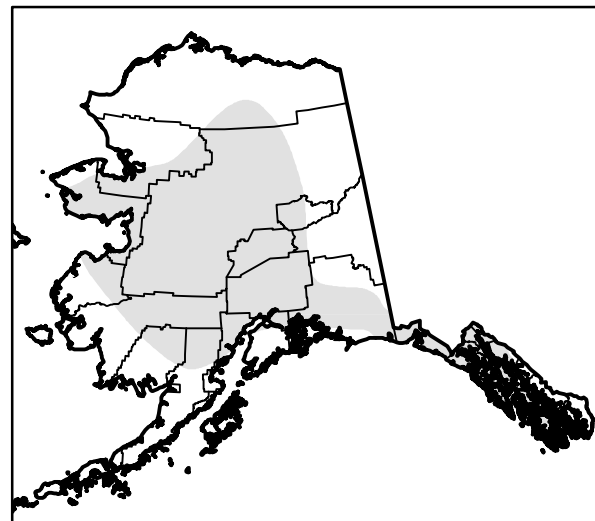

Intensity:



The Drought Monitor focuses on broad-scale conditions. Local conditions may vary. For more information on the Drought Monitor, go to <https://droughtmonitor.unl.edu/About.aspx>

Author:

Mark Svoboda
 National Drought Mitigation Center



droughtmonitor.unl.edu