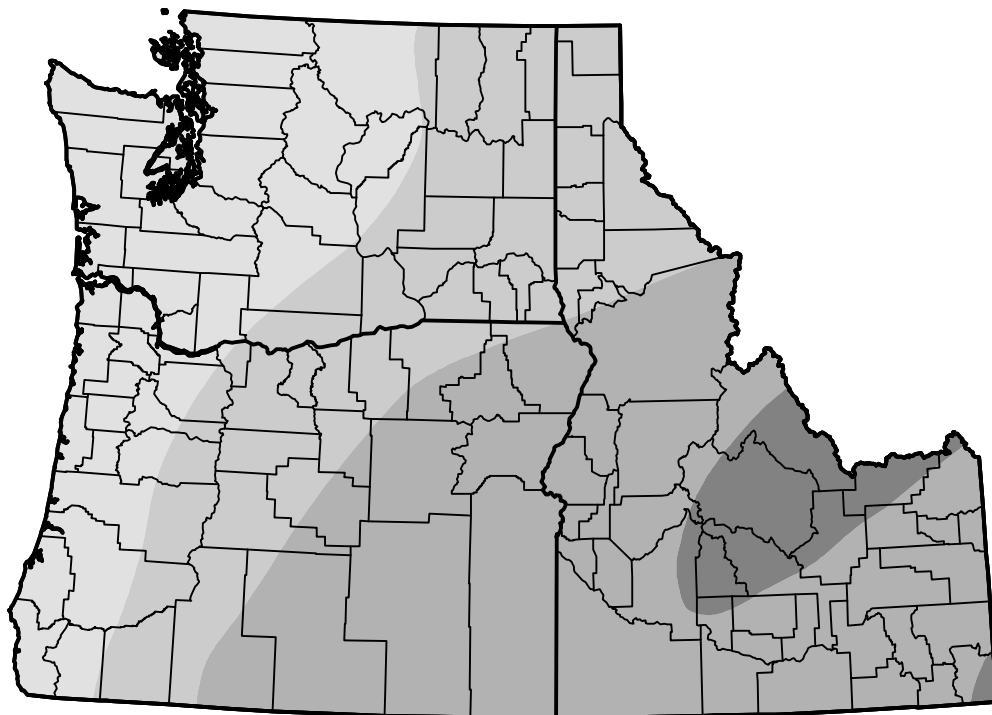


U.S. Drought Monitor

USDA Northwest Climate Hub

November 5, 2002
 (Released Thursday, Nov. 7, 2002)
 Valid 7 a.m. EST



Drought Conditions (Percent Area)

	None	D0-D4	D1-D4	D2-D4	D3-D4	D4
Current	70.14	29.86	22.51	14.20	1.74	0.00
Last Week <i>10-31-2002</i>	72.26	27.74	15.36	11.73	1.71	0.00
3 Months Ago <i>08-08-2002</i>	44.02	55.98	15.17	10.26	0.76	0.00
Start of Calendar Year <i>01-03-2002</i>	73.71	26.29	23.87	20.61	6.20	0.00
Start of Water Year <i>10-03-2002</i>	75.98	24.02	14.64	11.03	2.28	0.00
One Year Ago <i>11-08-2001</i>	70.14	29.86	29.12	26.97	13.26	0.00

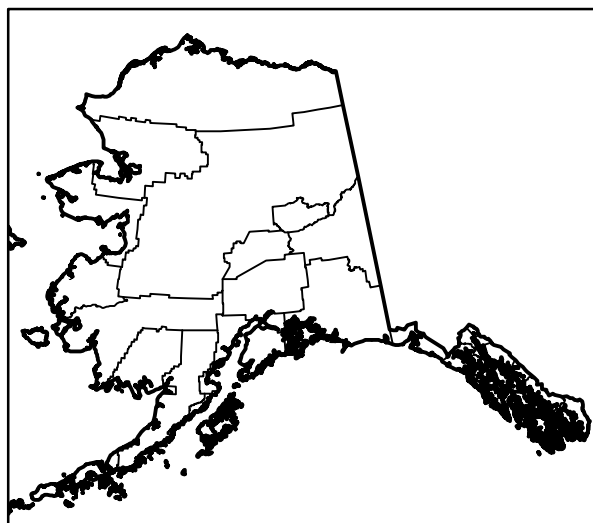

Intensity:



The Drought Monitor focuses on broad-scale conditions. Local conditions may vary. For more information on the Drought Monitor, go to <https://droughtmonitor.unl.edu/About.aspx>

Author:

Mark Svoboda
 National Drought Mitigation Center



droughtmonitor.unl.edu