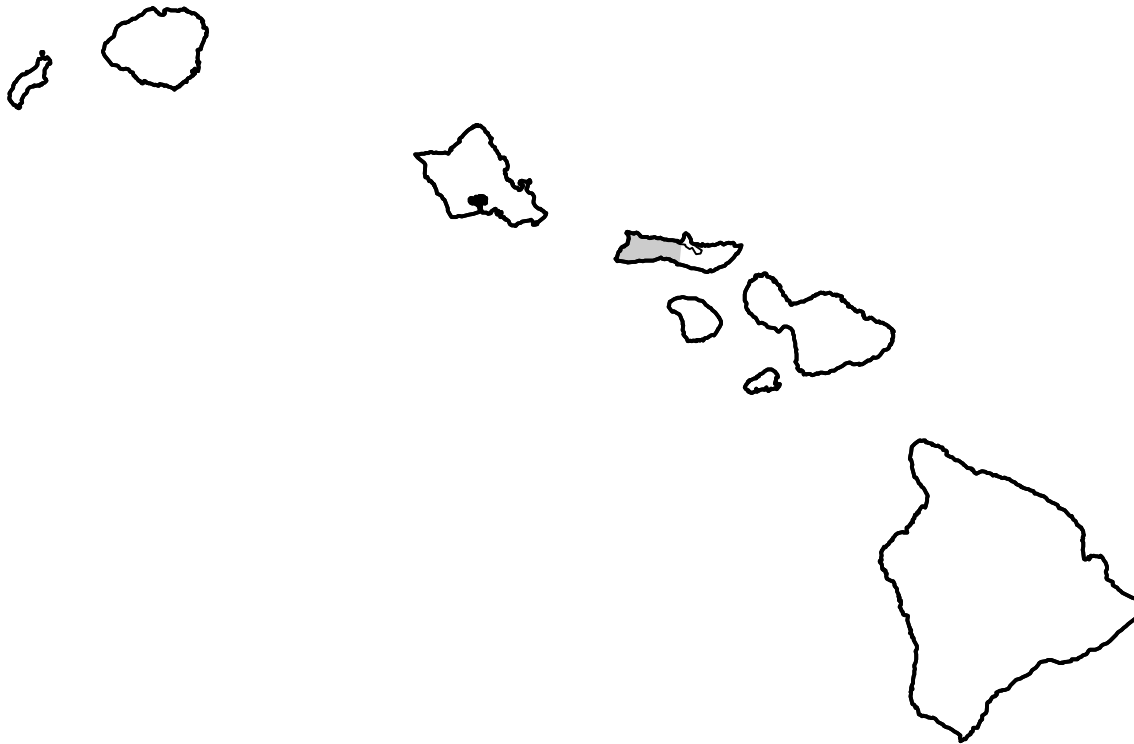


U.S. Drought Monitor Honolulu, HI WFO






November 5, 2002
(Released Thursday, Nov. 7, 2002)
Valid 7 a.m. EST



Drought Conditions (Percent Area)

	None	D0-D4	D1-D4	D2-D4	D3-D4	D4
Current	97.99	2.01	2.01	0.00	0.00	0.00
Last Week <i>10-31-2002</i>	97.98	2.02	0.00	0.00	0.00	0.00
3 Months Ago <i>08-08-2002</i>	94.79	5.21	0.00	0.00	0.00	0.00
Start of Calendar Year <i>01-03-2002</i>	79.08	20.92	6.04	1.55	0.00	0.00
Start of Water Year <i>10-03-2002</i>	88.08	11.92	0.00	0.00	0.00	0.00
One Year Ago <i>11-08-2001</i>	46.22	53.78	22.81	11.58	0.00	0.00

Intensity:

 None	 D2 Severe Drought
 D0 Abnormally Dry	 D3 Extreme Drought
 D1 Moderate Drought	 D4 Exceptional Drought

The Drought Monitor focuses on broad-scale conditions. Local conditions may vary. For more information on the Drought Monitor, go to <https://droughtmonitor.unl.edu/About.aspx>

Author:

Mark Svoboda
National Drought Mitigation Center



droughtmonitor.unl.edu