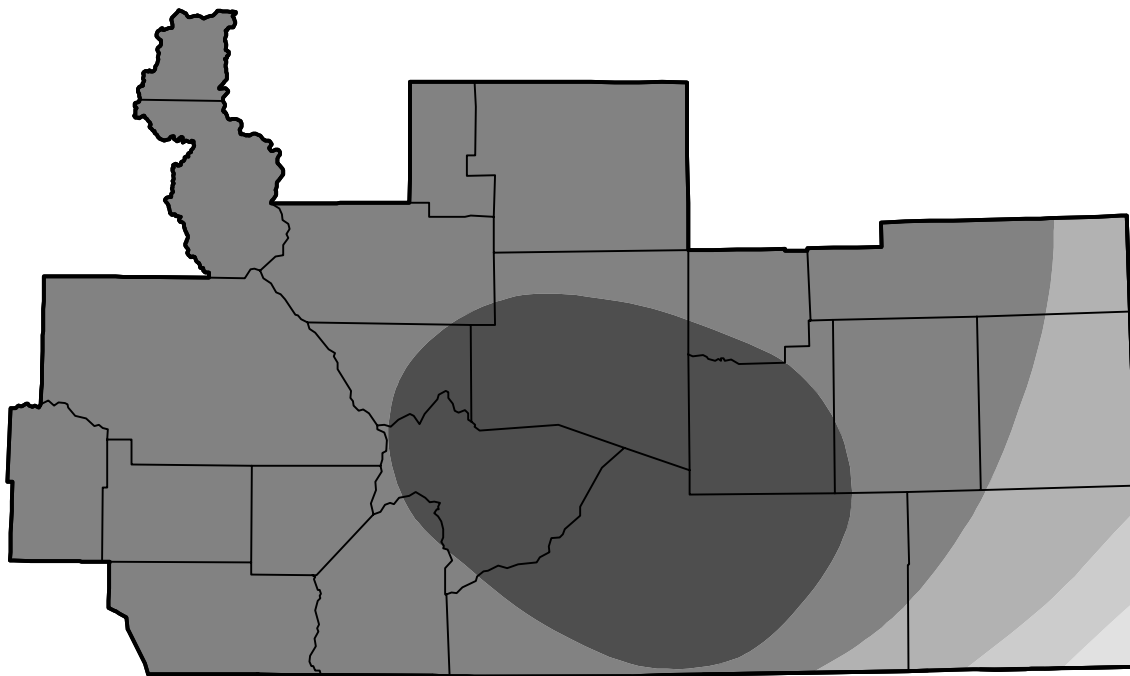


U.S. Drought Monitor Pueblo, CO WFO



November 5, 2002
(Released Thursday, Nov. 7, 2002)
Valid 7 a.m. EST

Drought Conditions (Percent Area)

	None	D0	D1	D2	D3	D4
Current	0.00	0.52	1.90	10.02	63.34	24.22
Last Week <i>10-31-2002</i>	0.00	0.00	0.77	10.27	65.48	23.48
3 Months Ago <i>08-08-2002</i>	0.00	0.00	0.00	0.00	81.02	18.98
Start of Calendar Year <i>01-03-2002</i>	14.71	38.69	46.61	0.00	0.00	0.00
Start of Water Year <i>10-03-2002</i>	0.00	0.00	0.17	13.23	40.50	46.10
One Year Ago <i>11-08-2001</i>	24.87	64.33	10.80	0.00	0.00	0.00



Intensity:

	None		D2 Severe Drought
	D0 Abnormally Dry		D3 Extreme Drought
	D1 Moderate Drought		D4 Exceptional Drought

The Drought Monitor focuses on broad-scale conditions. Local conditions may vary. For more information on the Drought Monitor, go to <https://droughtmonitor.unl.edu/About.aspx>

Author:

Mark Svoboda
National Drought Mitigation Center



droughtmonitor.unl.edu