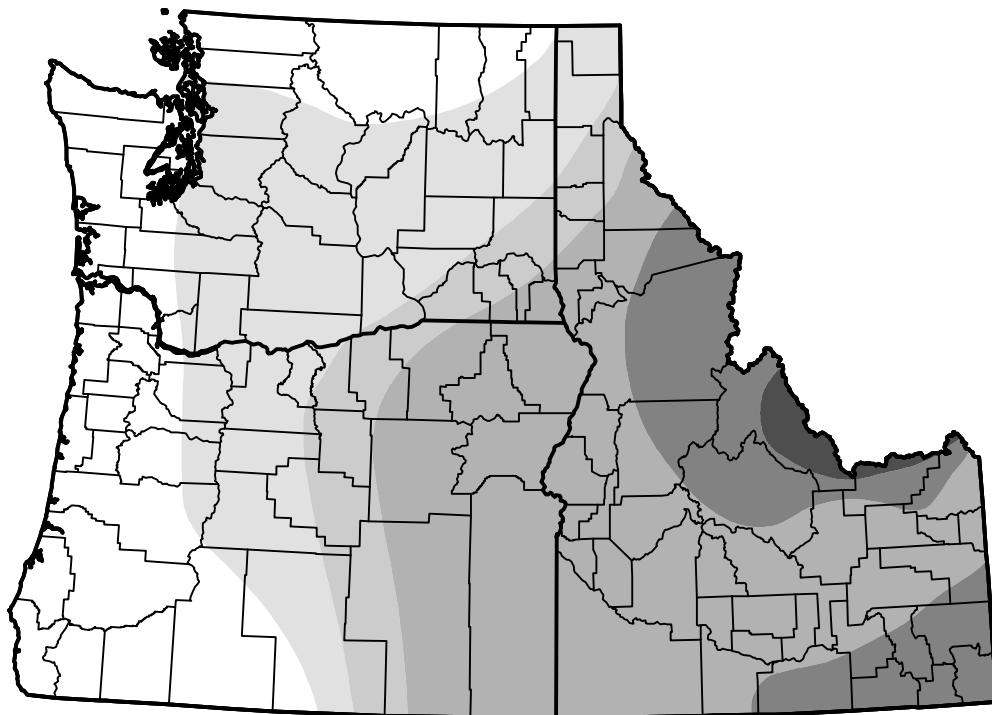


U.S. Drought Monitor

USDA Northwest Climate Hub

January 14, 2003
 (Released Thursday, Jan. 16, 2003)

Valid 7 a.m. EST



Drought Conditions (Percent Area)

	None	D0-D4	D1-D4	D2-D4	D3-D4	D4
Current	77.19	22.81	15.86	13.38	3.60	0.32
Last Week <i>01-09-2003</i>	76.76	23.24	15.99	12.43	1.12	0.00
3 Months Ago <i>10-17-2002</i>	74.73	25.27	15.07	11.43	1.60	0.00
Start of Calendar Year <i>01-02-2003</i>	75.65	24.35	15.85	12.35	1.16	0.00
Start of Water Year <i>10-03-2002</i>	75.98	24.02	14.64	11.03	2.28	0.00
One Year Ago <i>01-17-2002</i>	77.33	22.67	15.39	8.70	1.21	0.00

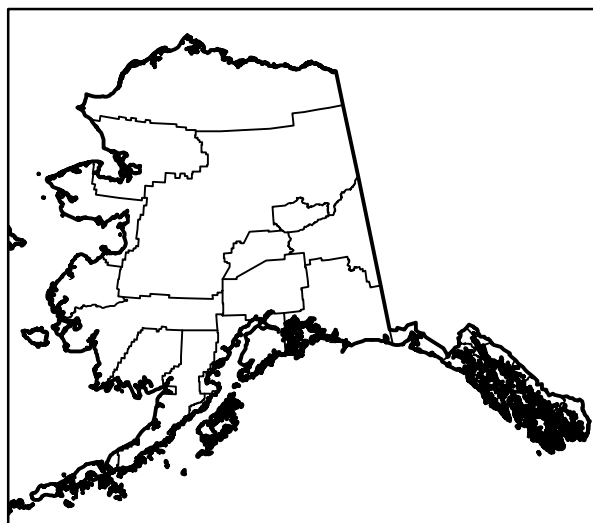

Intensity:



The Drought Monitor focuses on broad-scale conditions. Local conditions may vary. For more information on the Drought Monitor, go to <https://droughtmonitor.unl.edu/About.aspx>

Author:

Richard Tinker
 CPC/NOAA/NWS/NCEP



droughtmonitor.unl.edu