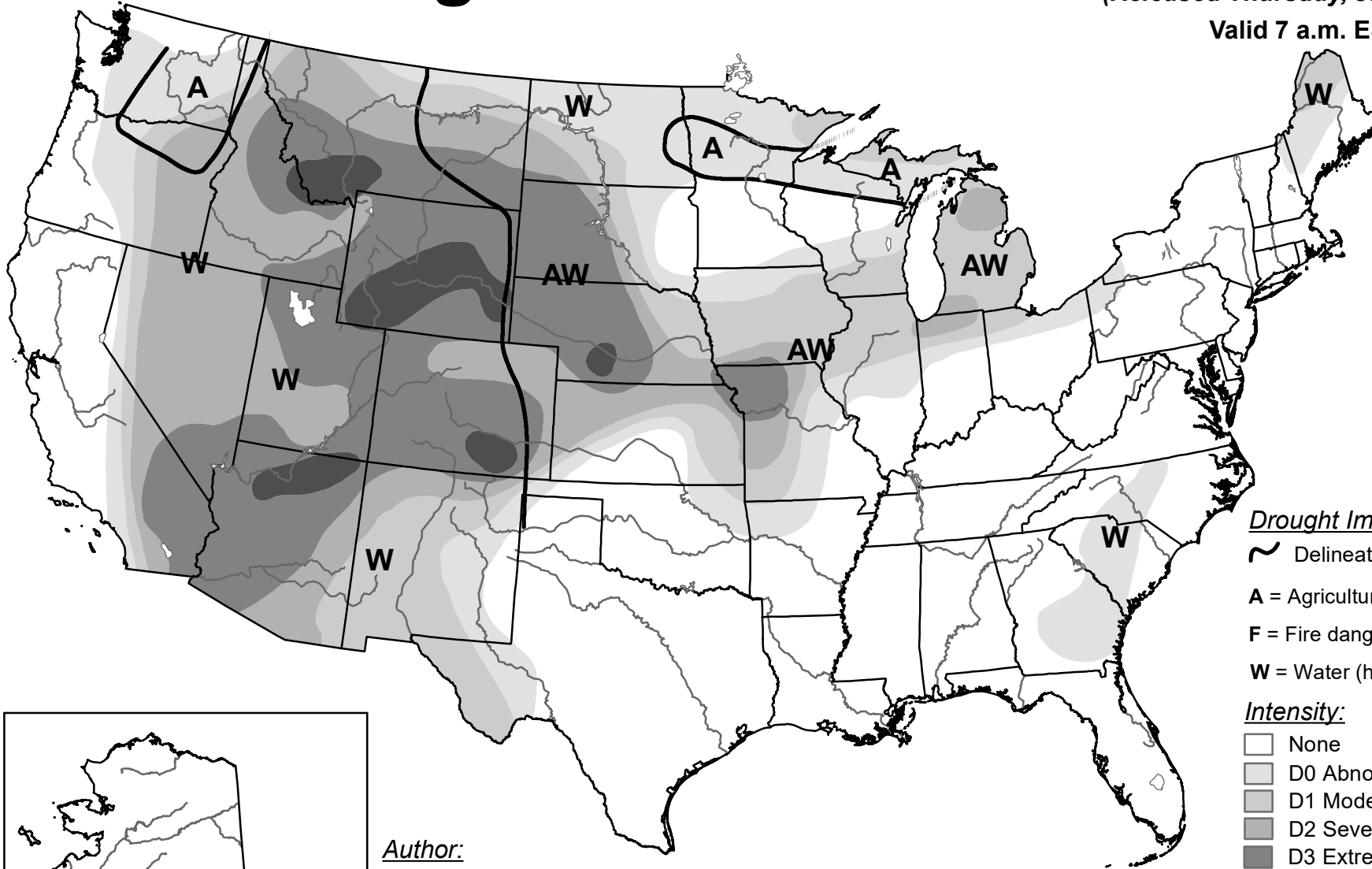


# U.S. Drought Monitor

January 14, 2003

(Released Thursday, Jan. 16, 2003)

Valid 7 a.m. EST



**Drought Impact Types:**

~ Delineates dominant impacts

A = Agricultural

F = Fire danger

W = Water (hydrological)

**Intensity:**

□ None

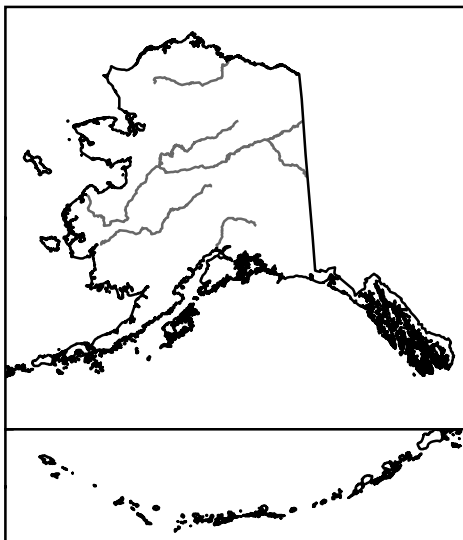
□ D0 Abnormally Dry

□ D1 Moderate Drought

□ D2 Severe Drought

□ D3 Extreme Drought

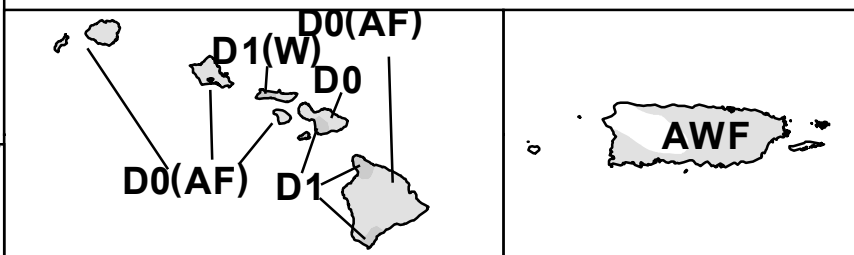
□ D4 Exceptional Drought



**Author:**

Richard Tinker

CPC/NOAA/NWS/NCEP



The Drought Monitor focuses on broad-scale conditions. Local conditions may vary. For more information on the Drought Monitor, go to <https://droughtmonitor.unl.edu/About.aspx>



[droughtmonitor.unl.edu](https://droughtmonitor.unl.edu)