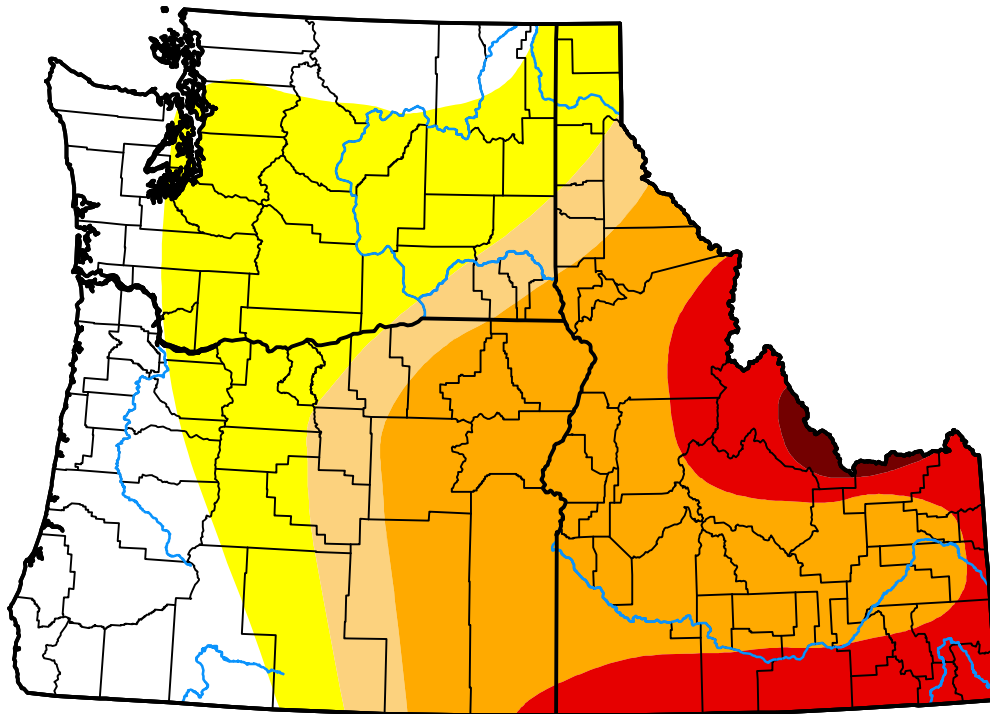


U.S. Drought Monitor

USDA Northwest Climate Hub

January 28, 2003
 (Released Thursday, Jan. 30, 2003)
 Valid 7 a.m. EST



Drought Conditions (Percent Area)

	None	D0	D1	D2	D3	D4
Current	76.70	7.67	2.66	9.33	3.41	0.23
Last Week <i>01-23-2003</i>	77.21	7.05	2.65	9.04	3.80	0.24
3 Months Ago <i>10-31-2002</i>	72.26	12.38	3.63	10.01	1.71	0.00
Start of Calendar Year <i>01-02-2003</i>	75.65	8.50	3.49	11.19	1.16	0.00
Start of Water Year <i>10-03-2002</i>	75.98	9.38	3.61	8.75	2.28	0.00
One Year Ago <i>01-31-2002</i>	79.97	7.79	6.65	5.25	0.34	0.00

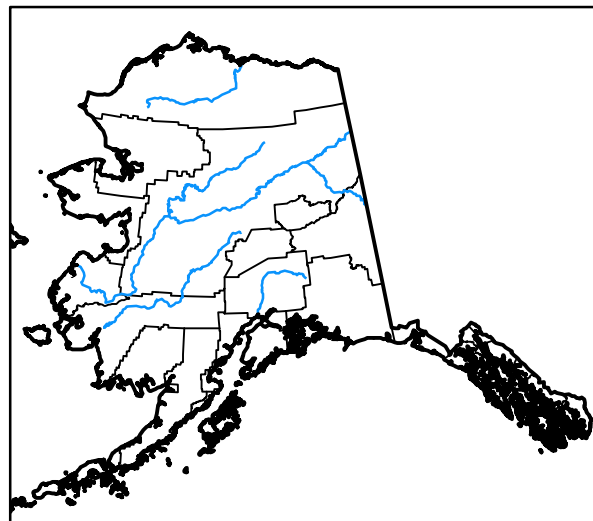

Intensity:

- None
- D0 Abnormally Dry
- D1 Moderate Drought
- D2 Severe Drought
- D3 Extreme Drought
- D4 Exceptional Drought

The Drought Monitor focuses on broad-scale conditions. Local conditions may vary. For more information on the Drought Monitor, go to <https://droughtmonitor.unl.edu/About.aspx>

Author:

Brad Rippey
 U.S. Department of Agriculture



droughtmonitor.unl.edu