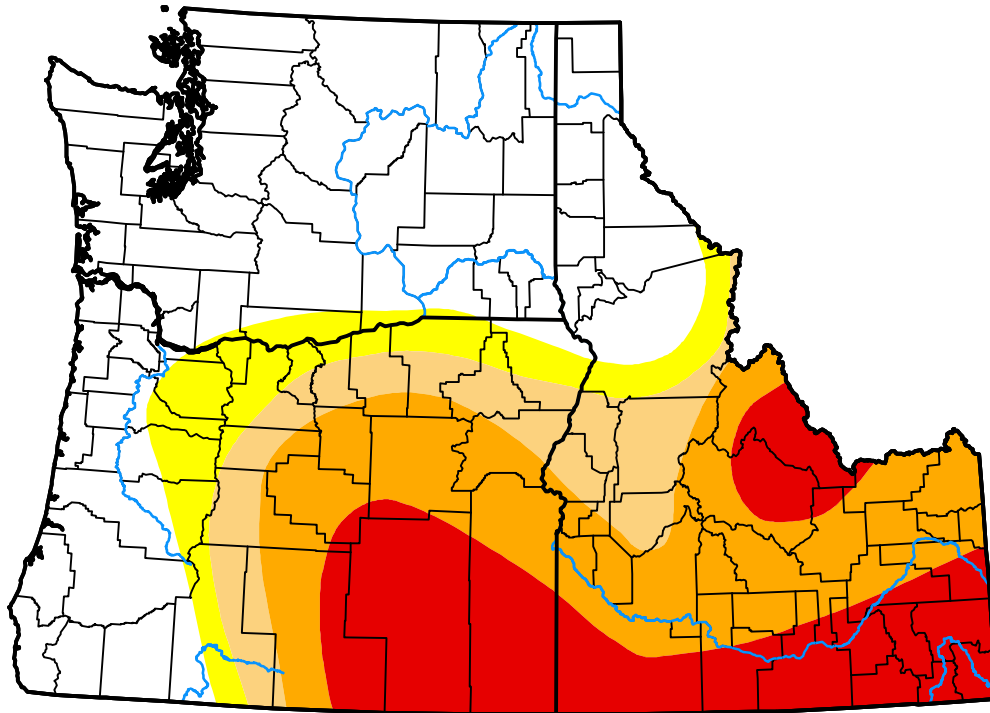


# U.S. Drought Monitor

## USDA Northwest Climate Hub

**March 18, 2003**  
 (Released Thursday, Mar. 20, 2003)  
 Valid 7 a.m. EST



*Drought Conditions (Percent Area)*

	None	D0	D1	D2	D3	D4
<b>Current</b>	57.45	28.24	2.73	6.01	5.56	0.00
<b>Last Week</b> <i>03-13-2003</i>	69.28	16.37	2.66	5.91	5.78	0.00
<b>3 Months Ago</b> <i>12-19-2002</i>	72.68	8.00	5.75	11.91	1.66	0.00
<b>Start of Calendar Year</b> <i>01-02-2003</i>	75.65	8.50	3.49	11.19	1.16	0.00
<b>Start of Water Year</b> <i>10-03-2002</i>	75.98	9.38	3.61	8.75	2.28	0.00
<b>One Year Ago</b> <i>03-21-2002</i>	74.19	19.64	4.05	1.66	0.48	0.00

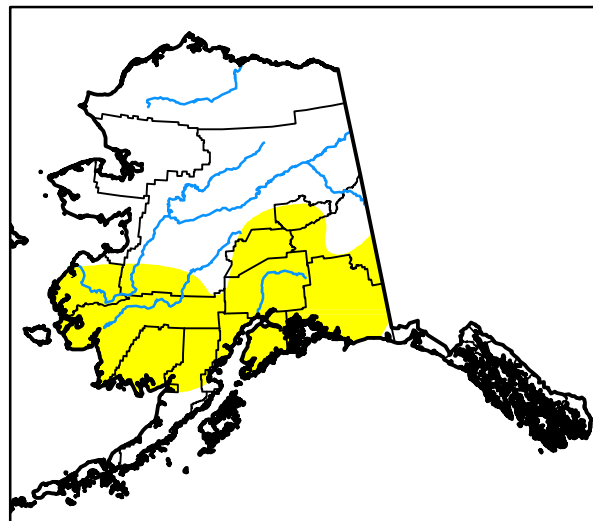

***Intensity:***

- None
- D0 Abnormally Dry
- D1 Moderate Drought
- D2 Severe Drought
- D3 Extreme Drought
- D4 Exceptional Drought

*The Drought Monitor focuses on broad-scale conditions. Local conditions may vary. For more information on the Drought Monitor, go to <https://droughtmonitor.unl.edu/About.aspx>*

***Author:***

Richard Heim  
 NCEI/NOAA



**droughtmonitor.unl.edu**