

U.S. Drought Monitor

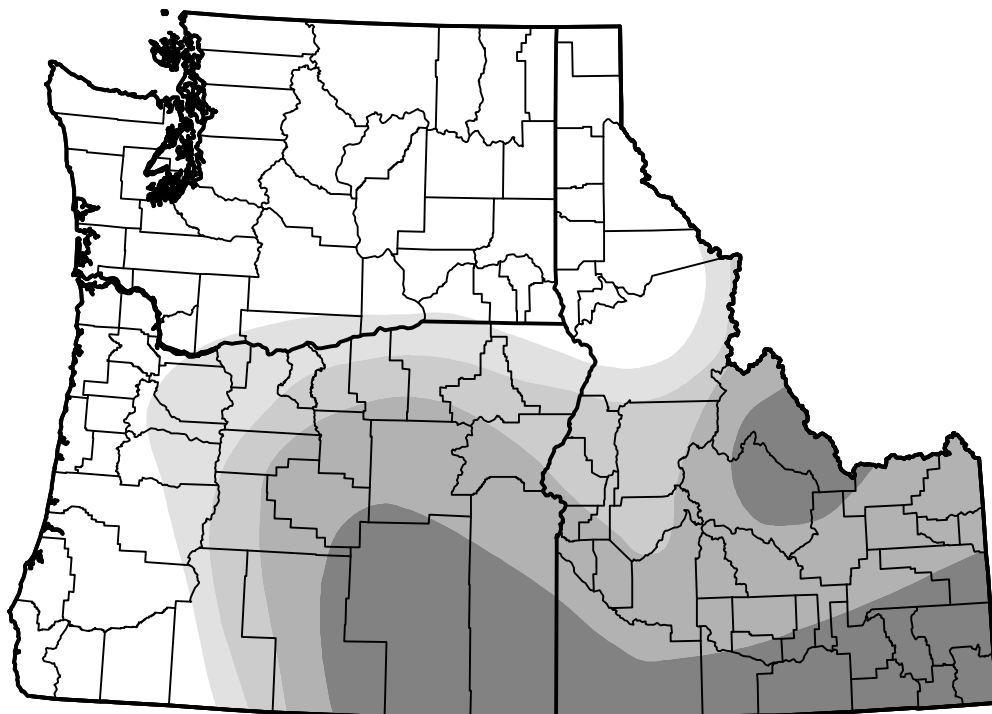
USDA Northwest Climate Hub

March 18, 2003
(Released Thursday, Mar. 20, 2003)

Valid 7 a.m. EST

Drought Conditions (Percent Area)

	None	D0-D4	D1-D4	D2-D4	D3-D4	D4
Current	57.45	42.55	14.31	11.57	5.56	0.00
Last Week <i>03-13-2003</i>	69.28	30.72	14.35	11.69	5.78	0.00
3 Months Ago <i>12-19-2002</i>	72.68	27.32	19.32	13.57	1.66	0.00
Start of Calendar Year <i>01-02-2003</i>	75.65	24.35	15.85	12.35	1.16	0.00
Start of Water Year <i>10-03-2002</i>	75.98	24.02	14.64	11.03	2.28	0.00
One Year Ago <i>03-21-2002</i>	74.19	25.81	6.18	2.13	0.48	0.00



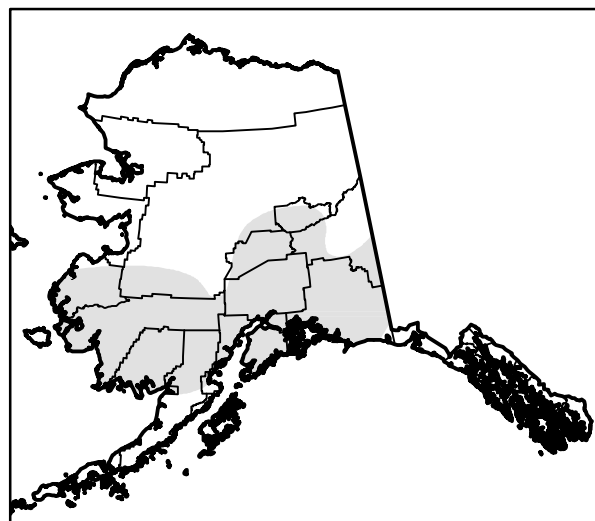

Intensity:



The Drought Monitor focuses on broad-scale conditions. Local conditions may vary. For more information on the Drought Monitor, go to <https://droughtmonitor.unl.edu/About.aspx>

Author:

Richard Heim
 NCEI/NOAA



droughtmonitor.unl.edu