

U.S. Drought Monitor

Delaware







April 15, 2003
 (Released Thursday, Apr. 17, 2003)
 Valid 8 a.m. EDT

Drought Conditions (Percent Area)

	None	D0	D1	D2	D3	D4
Current	100.00	0.00	0.00	0.00	0.00	0.00
Last Week <i>04-10-2003</i>	100.00	0.00	0.00	0.00	0.00	0.00
3 Months Ago <i>01-16-2003</i>	100.00	0.00	0.00	0.00	0.00	0.00
Start of Calendar Year <i>01-02-2003</i>	100.00	0.00	0.00	0.00	0.00	0.00
Start of Water Year <i>10-03-2002</i>	0.00	6.27	19.33	59.77	14.64	0.00
One Year Ago <i>04-18-2002</i>	0.00	0.00	0.00	14.57	85.43	0.00

Intensity:

 None	 D2 Severe Drought
 D0 Abnormally Dry	 D3 Extreme Drought
 D1 Moderate Drought	 D4 Exceptional Drought

The Drought Monitor focuses on broad-scale conditions. Local conditions may vary. For more information on the Drought Monitor, go to <https://droughtmonitor.unl.edu/About.aspx>

Author:

Brad Rippey
 U.S. Department of Agriculture



droughtmonitor.unl.edu