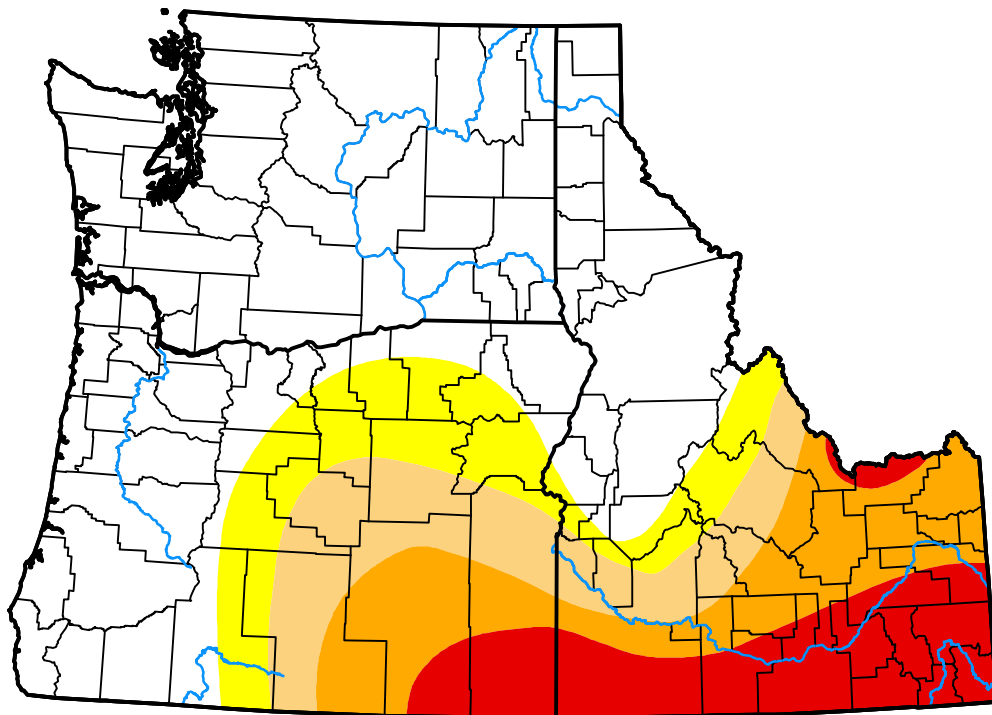


U.S. Drought Monitor

USDA Northwest Climate Hub

May 6, 2003
 (Released Thursday, May. 8, 2003)
 Valid 8 a.m. EDT



Drought Conditions (Percent Area)

	None	D0	D1	D2	D3	D4
Current	74.88	15.50	2.96	3.44	3.22	0.00
Last Week <i>05-01-2003</i>	73.70	15.93	2.50	4.29	3.57	0.00
3 Months Ago <i>02-06-2003</i>	76.42	8.31	4.34	7.31	3.62	0.00
Start of Calendar Year <i>01-02-2003</i>	75.65	8.50	3.49	11.19	1.16	0.00
Start of Water Year <i>10-03-2002</i>	75.98	9.38	3.61	8.75	2.28	0.00
One Year Ago <i>05-09-2002</i>	76.13	18.20	4.33	1.14	0.20	0.00

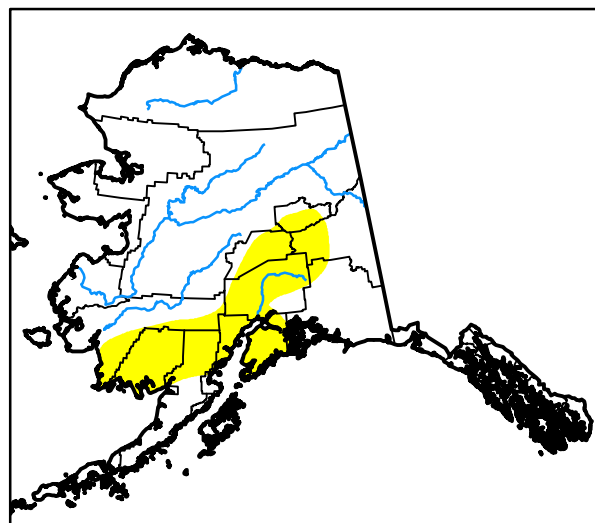

Intensity:

- None
- D0 Abnormally Dry
- D1 Moderate Drought
- D2 Severe Drought
- D3 Extreme Drought
- D4 Exceptional Drought

The Drought Monitor focuses on broad-scale conditions. Local conditions may vary. For more information on the Drought Monitor, go to <https://droughtmonitor.unl.edu/About.aspx>

Author:

Michael Hayes
 National Drought Mitigation Center



droughtmonitor.unl.edu