

U.S. Drought Monitor

U.S. States and Puerto Rico

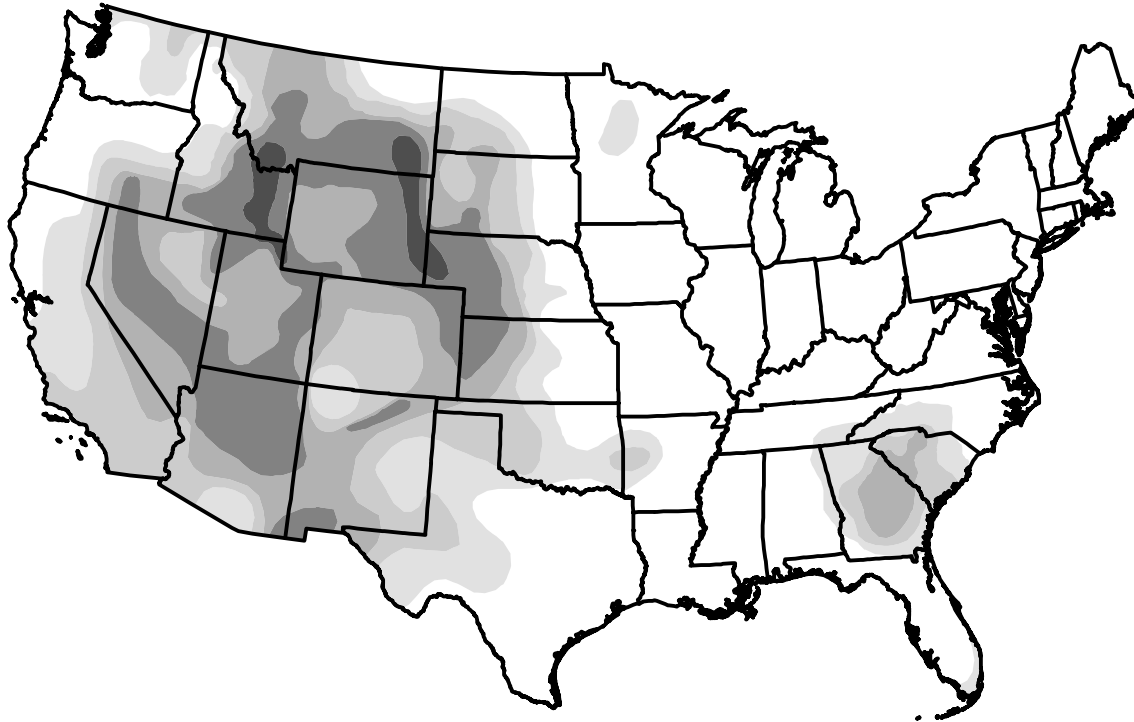
June 15, 2004

(Released Thursday, Jun. 17, 2004)

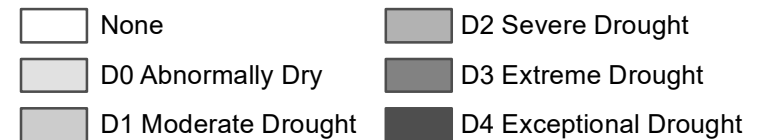
Valid 8 a.m. EDT

Drought Conditions (Percent Area)

	None	D0	D1	D2	D3	D4
Current	56.64	11.95	10.13	10.78	9.42	1.07
Last Week <i>06-08-2004</i>	53.83	13.95	10.63	11.00	10.09	0.49
3 Months Ago <i>03-16-2004</i>	55.58	12.90	8.89	12.30	8.69	1.61
Start of Calendar Year <i>12-30-2003</i>	50.81	10.84	10.11	14.87	10.51	2.84
Start of Water Year <i>09-30-2003</i>	48.06	11.42	12.78	13.63	12.35	1.75
One Year Ago <i>06-17-2003</i>	50.27	20.01	11.27	9.32	8.29	0.84



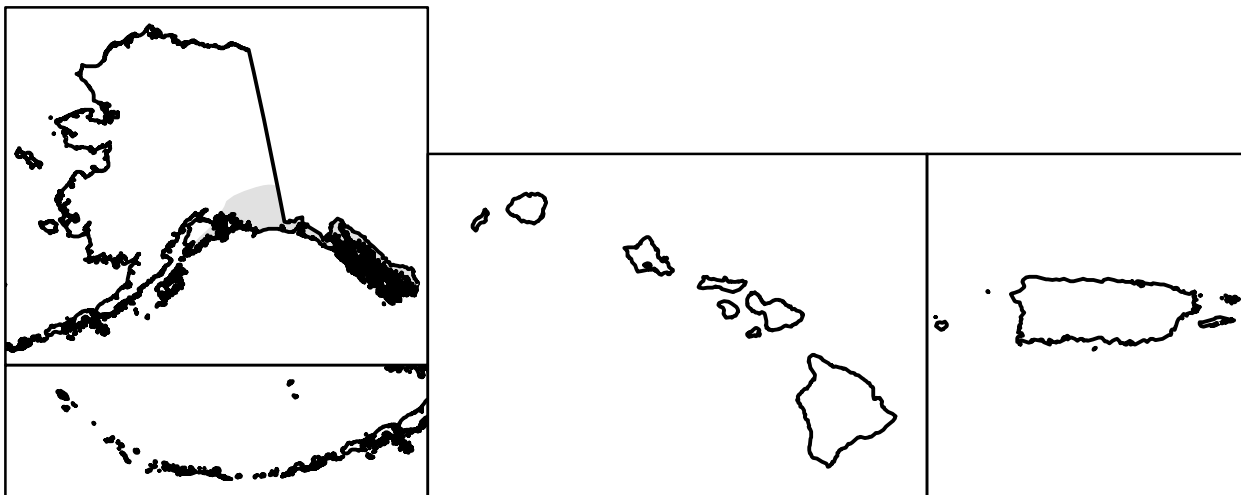
Intensity:



The Drought Monitor focuses on broad-scale conditions. Local conditions may vary. For more information on the Drought Monitor, go to <https://droughtmonitor.unl.edu/About.aspx>

Author:

Brad Rippey
U.S. Department of Agriculture



droughtmonitor.unl.edu