

U.S. Drought Monitor

Miami - South Florida WFO

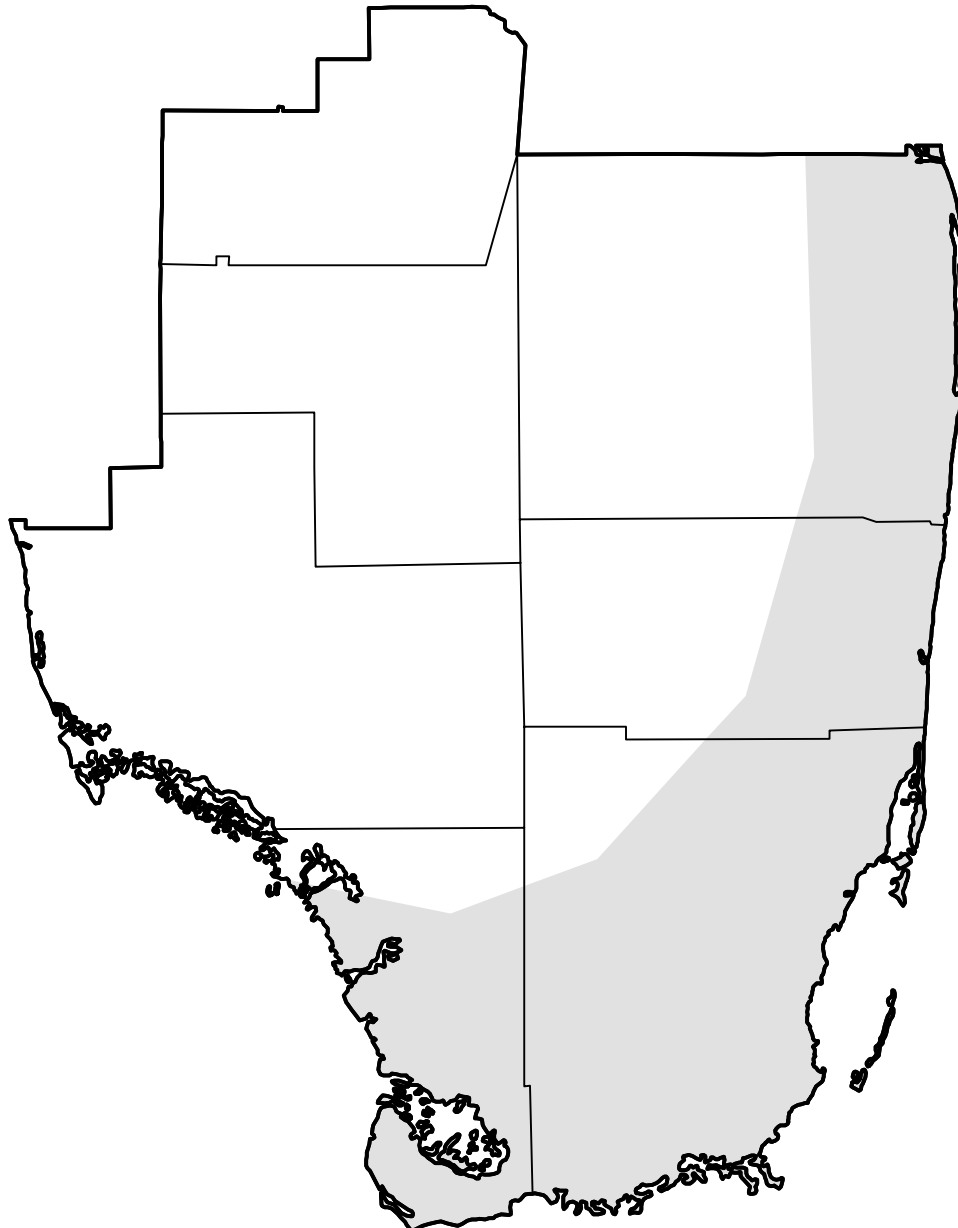
June 15, 2004

(Released Thursday, Jun. 17, 2004)



Valid 8 a.m. EDT

Drought Conditions (Percent Area)

	None	D0	D1	D2	D3	D4
Current	64.40	35.60	0.00	0.00	0.00	0.00
Last Week <i>06-10-2004</i>	38.83	61.17	0.00	0.00	0.00	0.00
3 Months Ago <i>03-18-2004</i>	100.00	0.00	0.00	0.00	0.00	0.00
Start of Calendar Year <i>12-31-2003</i>	100.00	0.00	0.00	0.00	0.00	0.00
Start of Water Year <i>10-02-2003</i>	100.00	0.00	0.00	0.00	0.00	0.00
One Year Ago <i>06-19-2003</i>	100.00	0.00	0.00	0.00	0.00	0.00



Intensity:

 None	 D2 Severe Drought
 D0 Abnormally Dry	 D3 Extreme Drought
 D1 Moderate Drought	 D4 Exceptional Drought

The Drought Monitor focuses on broad-scale conditions. Local conditions may vary. For more information on the Drought Monitor, go to <https://droughtmonitor.unl.edu/About.aspx>

Author:

Brad Rippey
U.S. Department of Agriculture



droughtmonitor.unl.edu