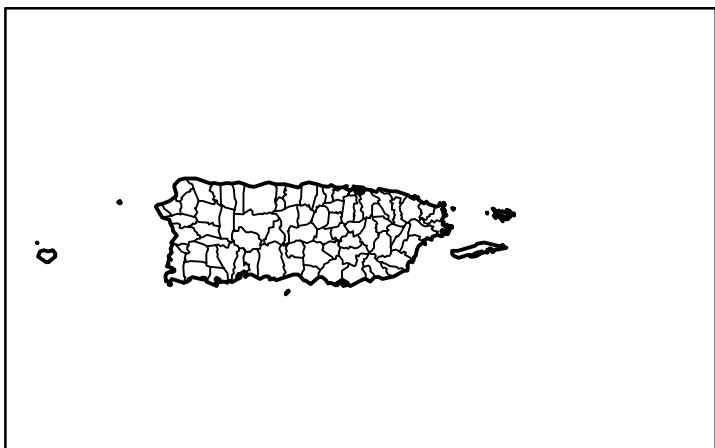
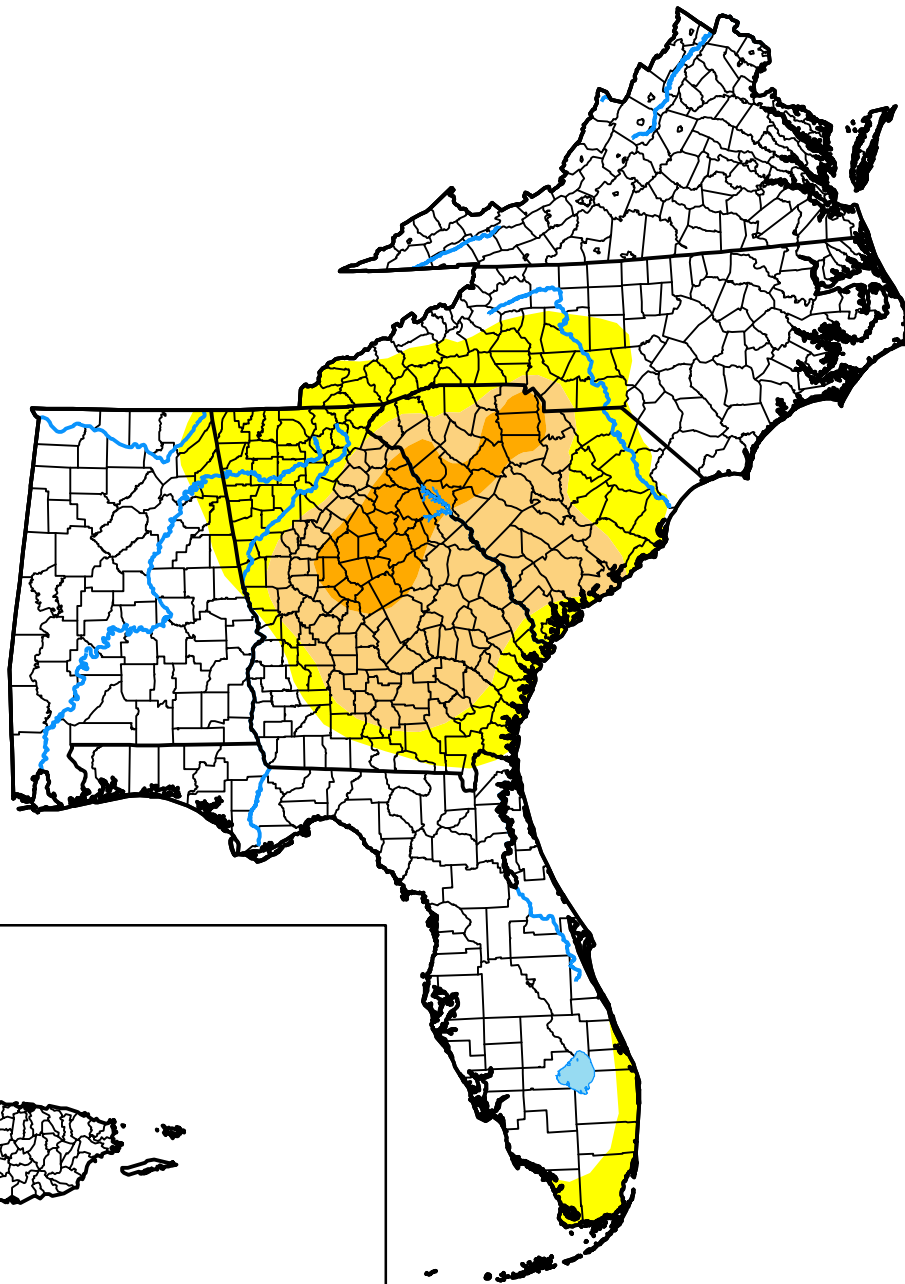


U.S. Drought Monitor

Southeast Climate Region

June 22, 2004
 (Released Thursday, Jun. 24, 2004)

Valid 8 a.m. EDT



Drought Conditions (Percent Area)

	None	D0	D1	D2	D3	D4
Current	64.78	17.31	13.48	4.43	0.00	0.00
Last Week <i>06-15-2004</i>	62.18	18.69	10.09	9.04	0.00	0.00
3 Months Ago <i>03-23-2004</i>	63.30	36.70	0.00	0.00	0.00	0.00
Start of Calendar Year <i>12-30-2003</i>	97.84	2.16	0.00	0.00	0.00	0.00
Start of Water Year <i>09-30-2003</i>	100.00	0.00	0.00	0.00	0.00	0.00
One Year Ago <i>06-24-2003</i>	100.00	0.00	0.00	0.00	0.00	0.00


Intensity:

- None
- D0 Abnormally Dry
- D1 Moderate Drought
- D2 Severe Drought
- D3 Extreme Drought
- D4 Exceptional Drought

The Drought Monitor focuses on broad-scale conditions. Local conditions may vary. For more information on the Drought Monitor, go to <https://droughtmonitor.unl.edu/About.aspx>

Author:

Brad Rippey
 U.S. Department of Agriculture



droughtmonitor.unl.edu