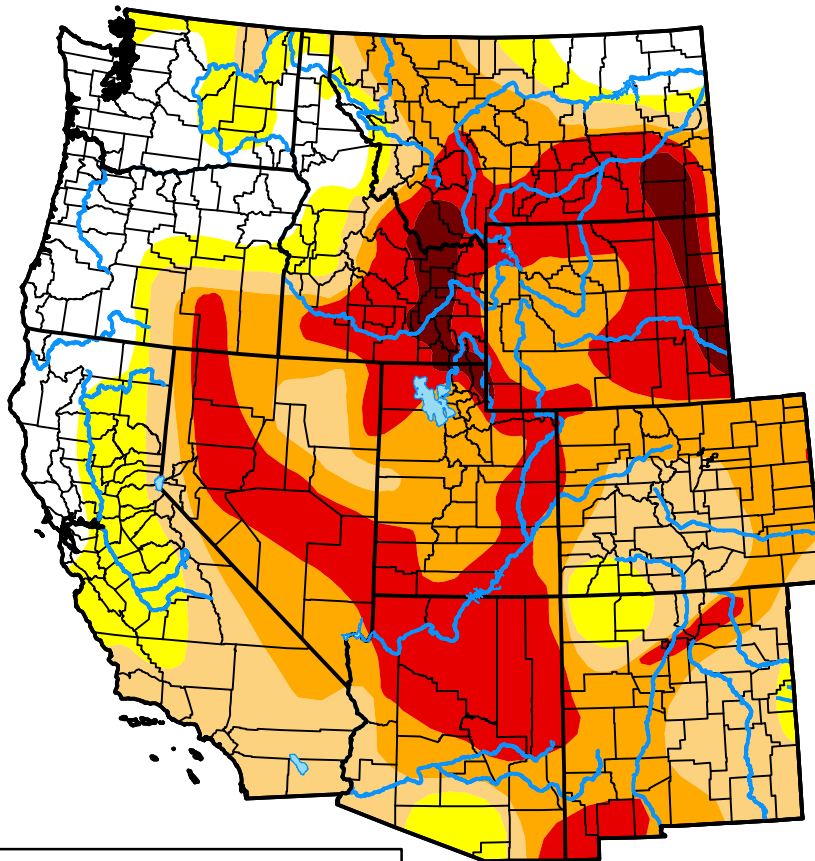


U.S. Drought Monitor West Climate Region

June 22, 2004
(Released Thursday, Jun. 24, 2004)

Valid 8 a.m. EDT



Drought Conditions (Percent Area)

	None	D0	D1	D2	D3	D4
Current	38.70	11.65	13.54	18.70	15.50	1.91
Last Week <i>06-15-2004</i>	38.62	12.54	12.78	17.57	16.55	1.93
3 Months Ago <i>03-23-2004</i>	38.22	14.66	8.73	19.27	15.85	3.26
Start of Calendar Year <i>12-30-2003</i>	38.32	9.36	9.46	20.94	16.15	5.76
Start of Water Year <i>09-30-2003</i>	38.13	6.69	11.69	17.19	22.75	3.55
One Year Ago <i>06-24-2003</i>	34.64	20.99	10.74	15.50	16.65	1.49


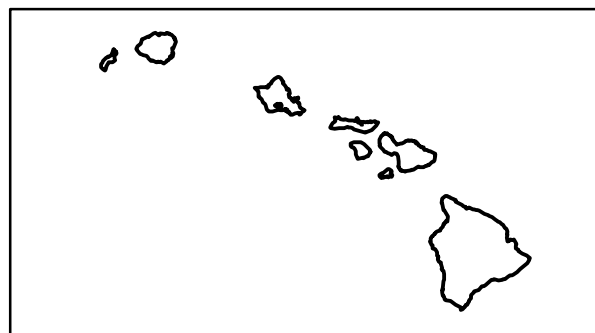
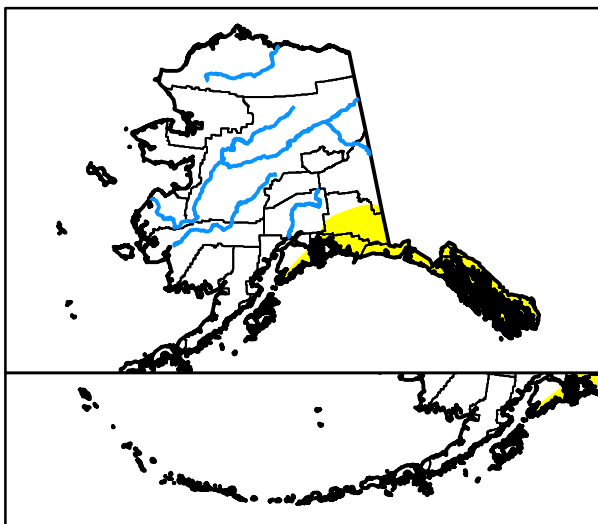
Intensity:

- None
- D0 Abnormally Dry
- D1 Moderate Drought
- D2 Severe Drought
- D3 Extreme Drought
- D4 Exceptional Drought

The Drought Monitor focuses on broad-scale conditions. Local conditions may vary. For more information on the Drought Monitor, go to <https://droughtmonitor.unl.edu/About.aspx>

Author:

Brad Rippey
U.S. Department of Agriculture



droughtmonitor.unl.edu